

IF IT IS FOUND DESIRABLE TO CHANGE ANY TOLERANCE OR OTHER DETAIL SPECIFIED ON THIS DRAWING NOTIFY THE PURCHASER PROMPTLY.

LD10160

MAXIMUM ALLOWABLE TOLERANCES HAVE BEEN DETERMINED AND DEVIATIONS WILL BE CAUSE FOR REJECTION. REMOVE ALL BURRS AND SHARP EDGES

USED ON

MODEL

PROJECT NO.

ASS'Y. NO.

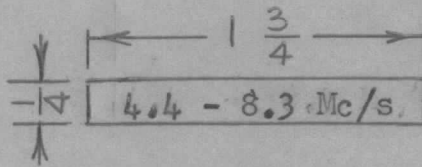
DATE

AFU-1 E1143-P

JUNE.2
1961


Stiff white paper

(Space for 5 digits)

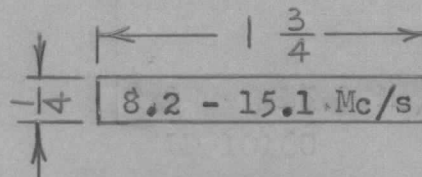


LD-10160-1

Lettering typewritten



LD-10160-3



LD-10160-2

NOTE: Type in specific transmitter frequency.

REQ.	ITEM	PART NO.	DESCRIPTION	SYMBOL
			TMC (Canada) LIMITED OTTAWA ONTARIO	
		STOCK SIZE	IDENTIFICATION SLIPS	
		MATERIAL		ANTENNA FILTER UNIT
		WEIGHT PER PC.	JPC	R.W.J.
		TYPE & TEMPER	DRAWN	ELEC. DES. APP.
			MECH. DES. APP.	
		HEAT TREAT. SPEC.	Checked	FINAL APPROVAL
		FINISH & SPEC. NO.		LD10160

ISSUE	ITEM	CHANGED FROM	DATE	CN. NO.	DRAFTS	CHECKER	ENG. APP.
TOLERANCES			SCALE 1:1				
ALL OTHERS	DEC. DIM. ±		DIMENSIONS IN INCHES UNLESS OTHERWISE SPECIFIED				
	FRAC. DIM. ±		DRILL, PUNCH, COMMERCIAL STOCK SIZES AND MANUFACTURERS TOLERANCES ARE NOT INCLUDED.				
ANGULAR DIM. ±							

EOKW