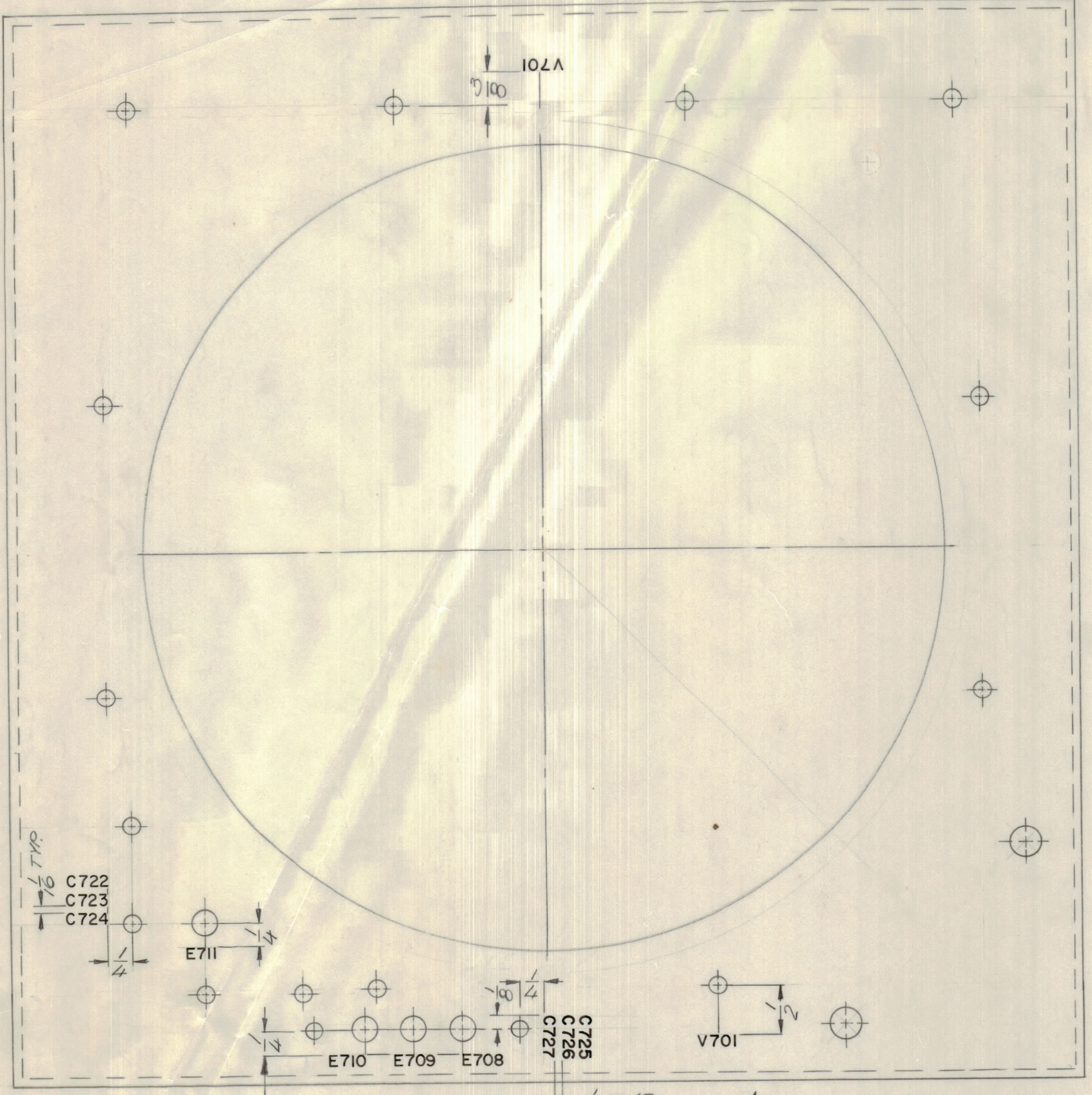
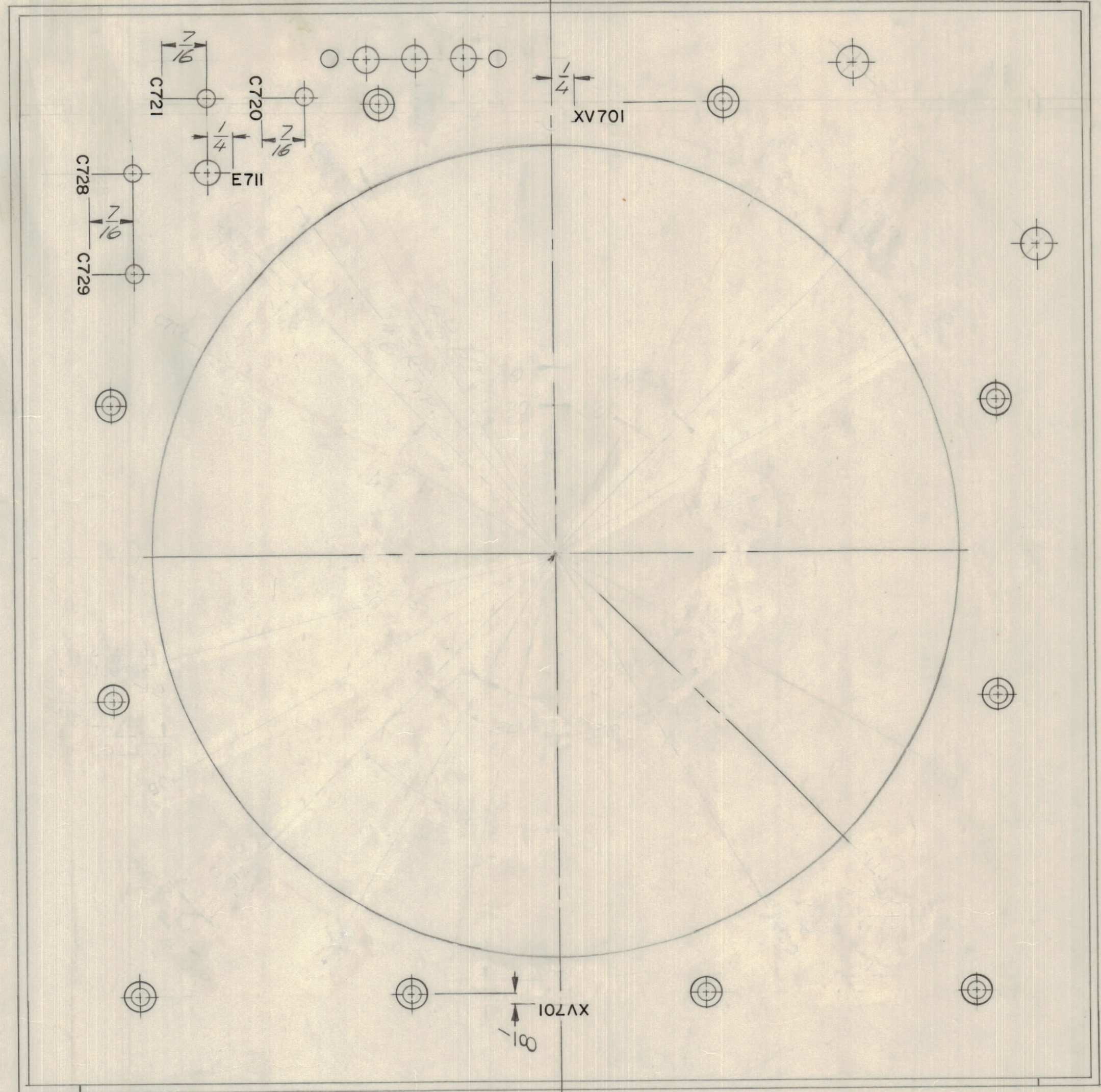


EMN	DFT	CHK	DATE	APP	DESCRIPTION
20547	GE	B	3/17/72	el	UPDATED TO CONFORM W/MS 5510

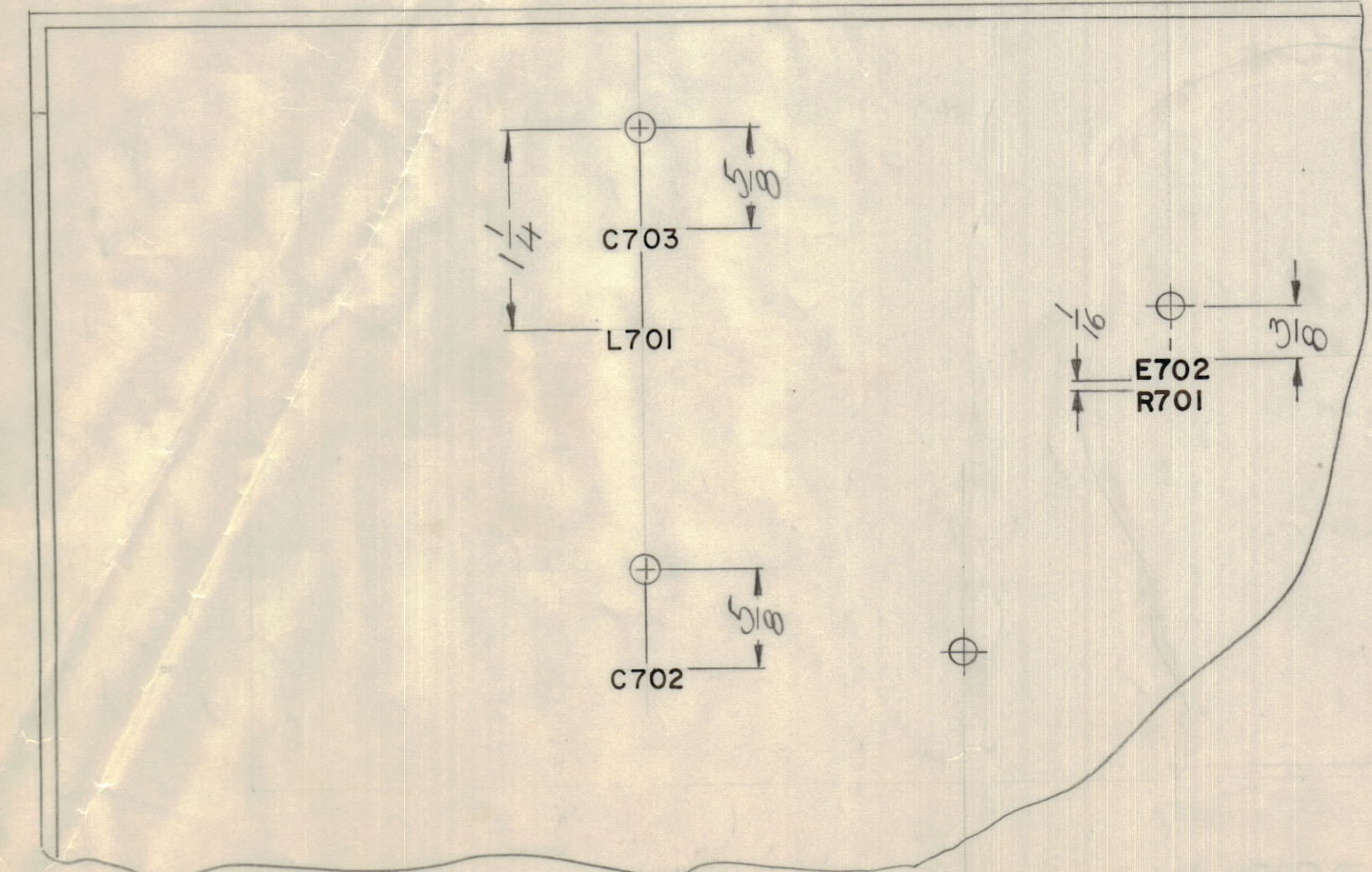
REVISIONS							
E.M.N.NO	DRAFT	CHKD	ZONE	LTR	DESCRIPTION	DATE	APPROVED
	X				EXP. RELEASE	10/28/68	
	X1				REVISED	11/3/69	
	X2				REVISED	1/16/69	
	X3				REVISED	2/3/70	
	S				ORIGINAL RELEASE FOR PRODUCTION	3/1/70	
13799	GE 10			A	CT09 & L712 LETTERING DELE.	7-4-70	B N M T



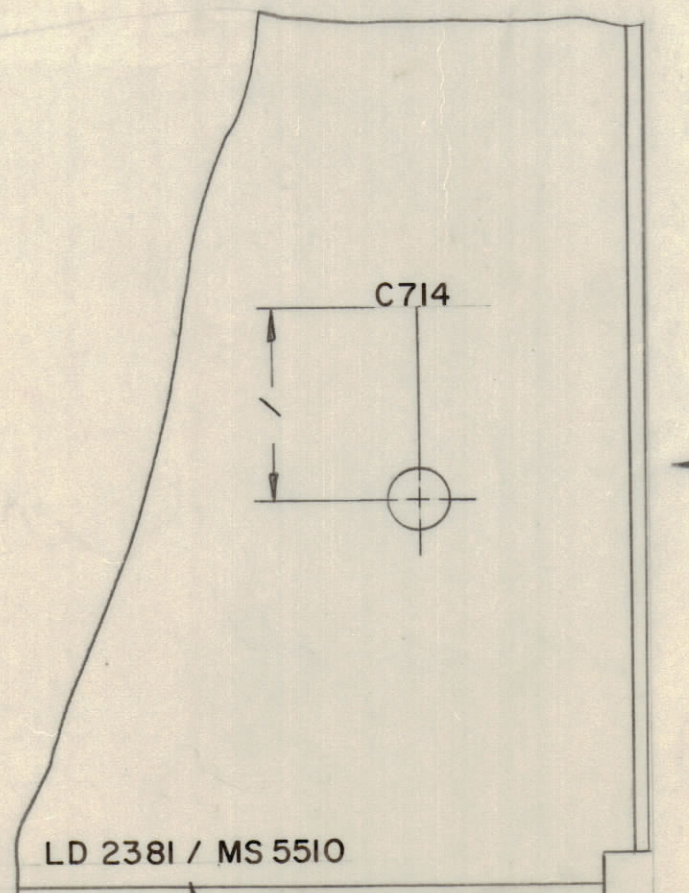
TOP VIEW FRONT



INSIDE VIEW REAR



INSIDE VIEW LEFT SIDE



INSIDE VIEW RIGHT SIDE

MARK TMC PART NUMBER  
1/8 HIGH GOTHIC WITH LATEST  
REVISION LETTER

MARKING PROCESS: AS PER TMC SPECIFICATION S727  
LETTERING: 3/32 HIGH BLACK GOTHIC, LOCATED AS SHOWN

QTY / UNIT	MODEL USED ON	ASSY NO.
1	HFLA-10K	AX5114
1	PALA-10K	AX5084

APPLICATION

CODE

NOTICE TO PERSONS RECEIVING THIS DRAWING  
THE TECHNICAL MATERIEL CORPORATION claims proprietary right in the material disclosed herein. This drawing is issued in confidence for engineering information only and may not be reproduced or used to manufacture anything shown hereon without permission from THE TECHNICAL MATERIEL CORPORATION to the user. This drawing is loaned for mutual assistance and is subject to recall at any time.

QTY. REQ.	ITEM	PART NO.	DESCRIPTION	SYMBOL
	F. BUDETTI		LIST OF MATERIAL	
	FINAL APPROVAL	DATE		
	MECH. DES.	DATE		
	ELECT. DES.	DATE		
	CHECKED	DATE		
	DRAWN	DATE		

UNLESS OTHERWISE SPECIFIED  
DIMENSIONS ARE IN INCHES  
AND INCLUDE CHEMICALLY APPLIED  
OR PLATED FINISHES

TOLERANCES ON

DECIMALS	FRACTIONS
X ± .05	± 1/64
XX ± .01	ANGLES
.XXX ± .005	± 0° -30'

MATERIAL

FINISH

REF.: MS 5510

QTY. REQ.	ITEM	PART NO.	DESCRIPTION	SYMBOL
	F. BUDETTI		LIST OF MATERIAL	
	FINAL APPROVAL	DATE		
	MECH. DES.	DATE		
	ELECT. DES.	DATE		
	CHECKED	DATE		
	DRAWN	DATE		

THE TECHNICAL MATERIEL CORP.  
MAMARONECK, NEW YORK

MARKING, MAIN SOCKET CHAS.

SIZE	CODE	IDENT NO.	DWG NO.	ISSUE
D	82679	LD 2381		B

SCALE 1:1 SHEET OF