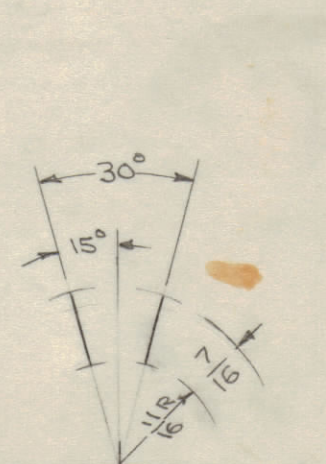
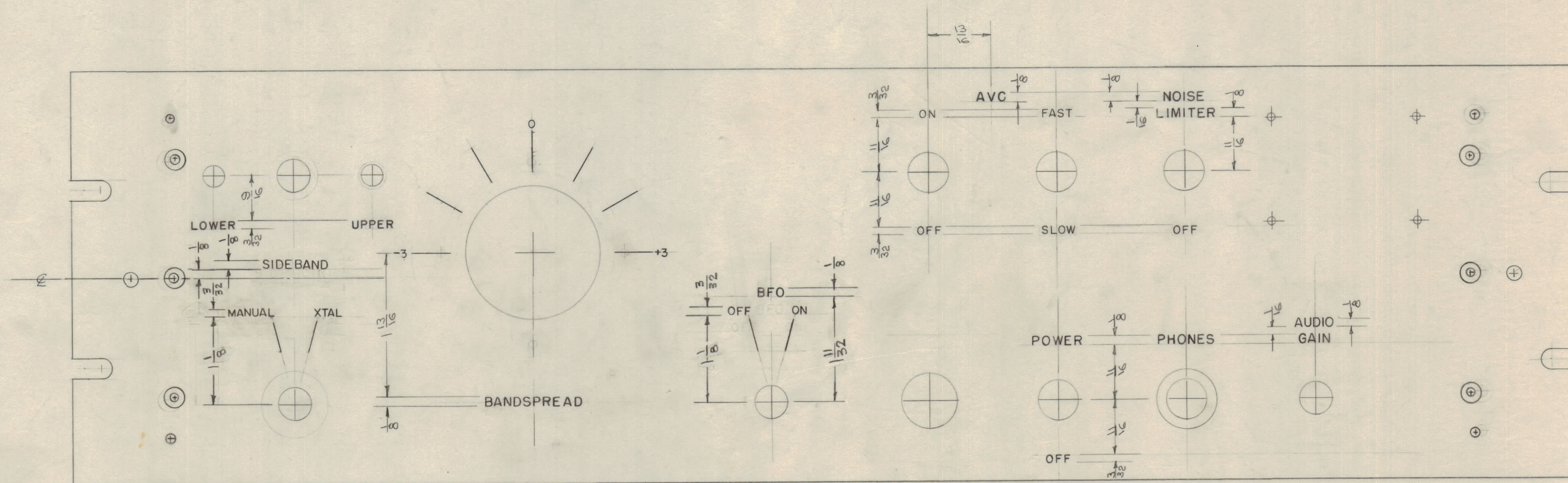


IF IT IS FOUND DESIRABLE TO CHANGE ANY TOLERANCE OR OTHER DETAIL SPECIFIED ON THIS DRAWING NOTIFY THE PURCHASER PROMPTLY.
 MAXIMUM ALLOWABLE TOLERANCES HAVE BEEN DETERMINED AND DEVIATIONS WILL BE CAUSE FOR REJECTION. REMOVE ALL BURRS AND SHARP EDGES

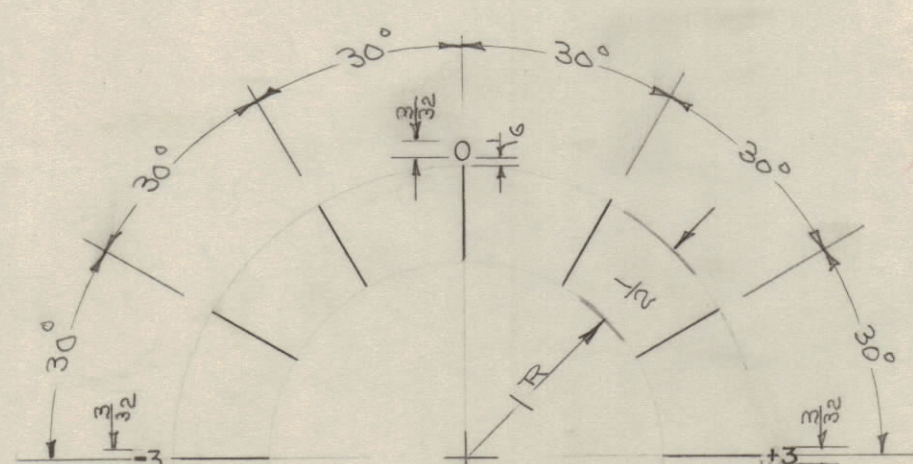
NOTICE TO PERSONS RECEIVING THIS DRAWING

THE TECHNICAL MATERIEL CORPORATION claims proprietary right in the material disclosed herein. This drawing is issued in confidence for engineering information only and may not be reproduced or used to manufacture anything shown hereon without permission from THE TECHNICAL MATERIEL CORPORATION to the user. This drawing is loaned for mutual assistance and is subject to recall at any time.

Property of:
 THE TECHNICAL MATERIEL CORPORATION
 MAMARONECK, NEW YORK



ANGLE DISPLACEMENT
 SIDE BAND
 &
 BFO



ANGLE DISPLACEMENT
 BAND SPREAD

NOTE
 ALL LETTERING TO BE WHITE FILLED, GOTHIC TYPE.

LETTER HEIGHT	DEPTH OF STROKE	WIDTH OF STROKE
3/32	.016	.015
1/8	.010	.020

LD-306
 A

ISSUE	ITEM	CHANGED FROM	DATE	CN. NO.	DRAFTS	CHECKER	ENG. APP.
A	2	BFO & SIDE BAND	2/16/57	1	16	[Signature]	[Signature]

TOLERANCES
 ALL OTHERS: DEC. DIM. ± .004; FRAC. DIM. ± .004; ANGULAR DIM. ± .010

SCALE:
 DRILL, PUNCH, COMMERCIAL STOCK SIZES AND MANUFACTURERS TOLERANCES ARE NOT INCLUDED.

1	MSR-1,3	582		9-18-56
REQ. PER UNIT	MODEL	PROJECT NO.	ASSY. NO.	DATE

REF: MS-989

REQ. ITEM	PART NO.	DESCRIPTION	SYMBOL
#	#	THE TECHNICAL MATERIEL CORP. MAMARONECK, NEW YORK	
#	#	ENGRAVING, FRONT PANEL	
#	#	MODEL MSR-1,3	
#	#	TYPE & TEMPER	
#	#	HEAT TREAT. SPEC.	
#	#	FINISH & SPEC. NO.	

DRAWN: [Signature] P.Z.X.
 CHECKED: [Signature] A.J.J.
 FINAL APPROVAL: LD-306 A