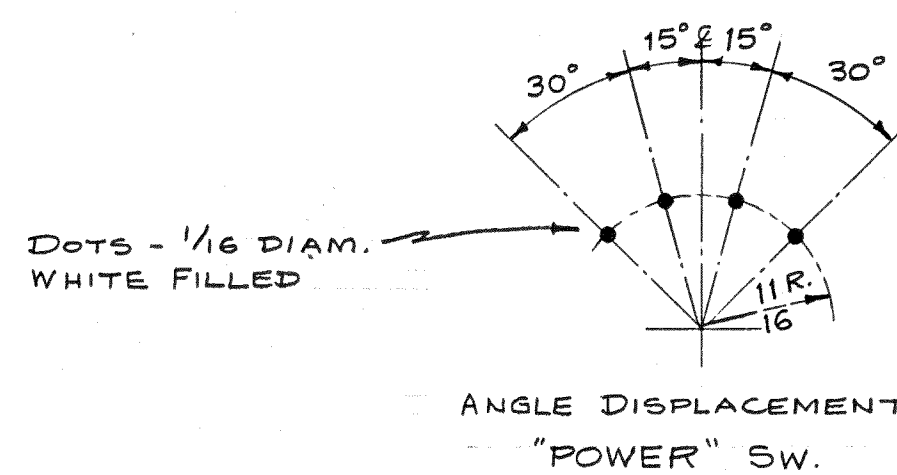
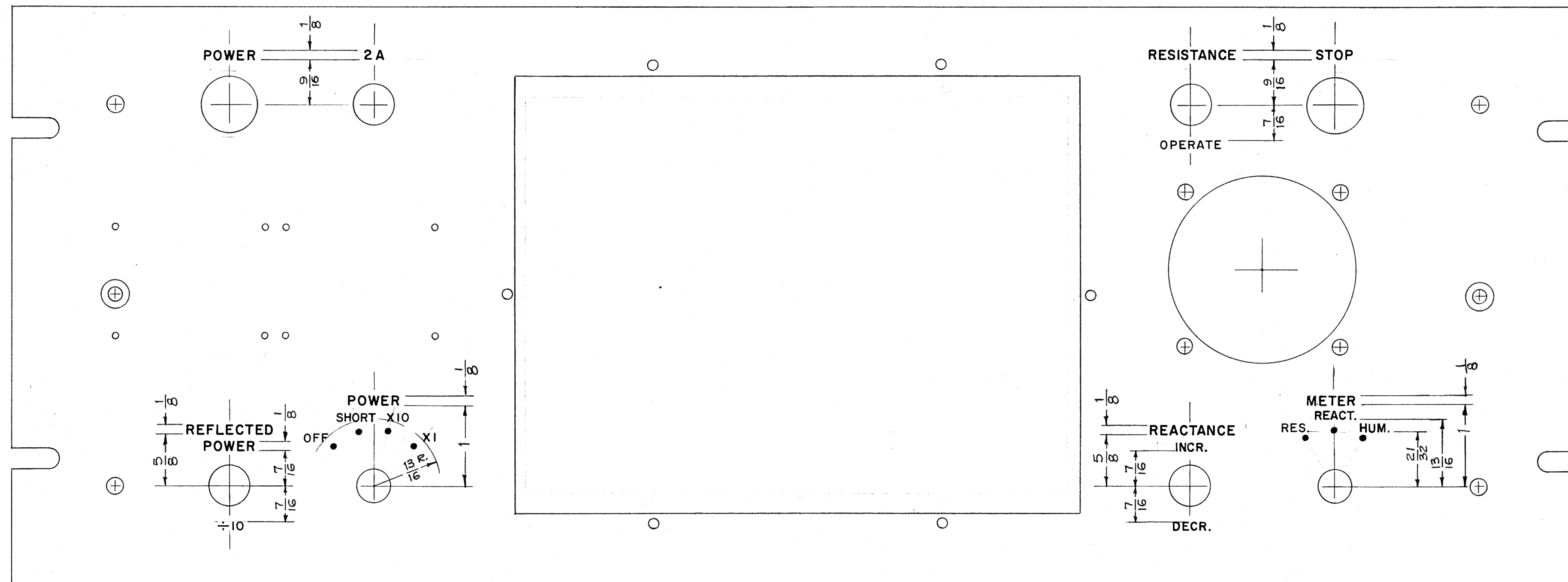


IF IT IS FOUND DESIRABLE TO CHANGE ANY TOLERANCE OR OTHER DETAIL SPECIFIED ON THIS DRAWING NOTIFY THE PURCHASER PROMPTLY.  
 MAXIMUM ALLOWABLE TOLERANCES HAVE BEEN DETERMINED AND DEVIATIONS WILL BE CAUSE FOR REJECTION. REMOVE ALL BURRS AND SHARP EDGES

**NOTICE TO PERSONS RECEIVING THIS DRAWING**

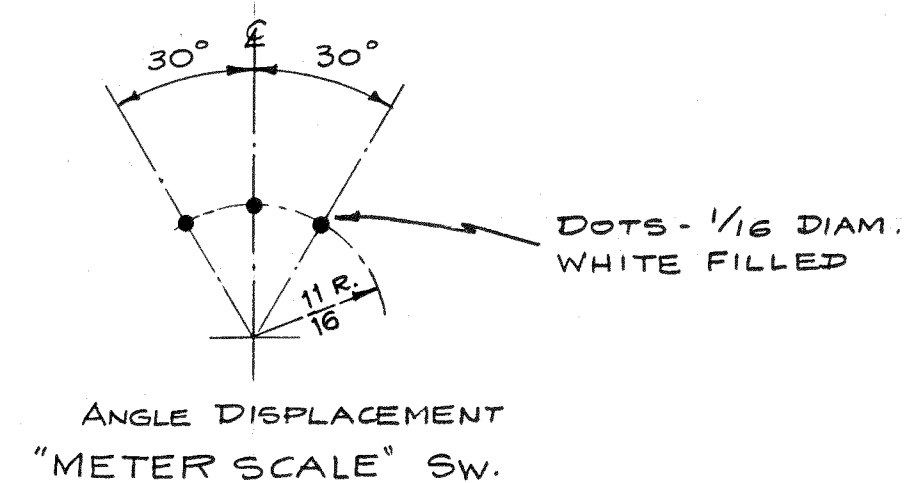
THE TECHNICAL MATERIEL CORPORATION claims proprietary right in the material disclosed herein. This drawing is issued in confidence for engineering information only and may not be reproduced or used to manufacture anything shown hereon without permission from THE TECHNICAL MATERIEL CORPORATION to the user. This drawing is loaned for mutual assistance and is subject to recall at any time.

Property of:  
 THE TECHNICAL MATERIEL CORPORATION  
 MAMARONECK, NEW YORK



NOTES:  
 ALL LETTERING TO BE 3/32" HIGH UNLESS OTHERWISE NOTED.  
 ALL LETTERING TO BE WHITE FILLED GOTHIC.

LETTER HEIGHT	DEPTH OF STROKE	WIDTH OF STROKE
3/32	.010	.015
1/8	.010	.020



ISSUE	ITEM	CHANGED FROM	DATE	CN. NO.	DRAFTS	CHECKER	ENG. APP.
TOLERANCES <td colspan="6">SCALE:</td>		SCALE:					
ALL	DEC. DIM.	±	DRILL PUNCH, COMMERCIAL STOCK				
OTHERS	FRAC. DIM.	±	SIZES AND MANUFACTURERS				
	ANGULAR DIM.	±	TOLERANCES ARE NOT INCLUDED.				

REQ. PER UNIT	MODEL	PROJECT NO.	ASS'Y. NO.	DATE
1	ATS-MCU			2-3-58
USED ON				

REQ. ITEM	PART NO.	DESCRIPTION	SYMBOL
		THE TECHNICAL MATERIEL CORP. MAMARONECK, NEW YORK	
		ENGRAVING, FRONT PANEL	
		MODEL ATS-MCU	
		16 2/3/58	
		DRAWN	
		CHECKED	
		MECH. DES. APP.	
		FINAL APPROVAL	
			LD-372

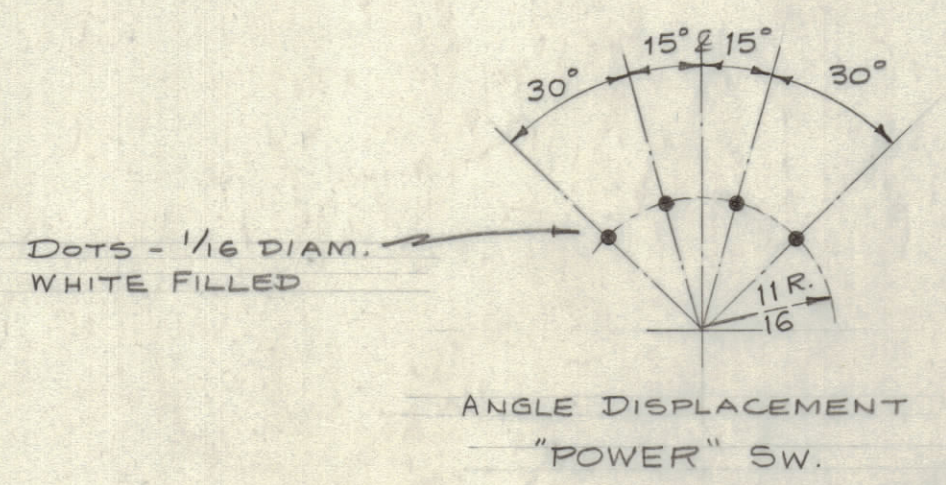

LD-372

IF IT IS FOUND DESIRABLE TO CHANGE ANY TOLERANCE OR OTHER DETAIL SPECIFIED ON THIS DRAWING NOTIFY THE PURCHASER PROMPTLY.  
 MAXIMUM ALLOWABLE TOLERANCES HAVE BEEN DETERMINED AND DEVIATIONS WILL BE CAUSE FOR REJECTION. REMOVE ALL BURRS AND SHARP EDGES

**NOTICE TO PERSONS RECEIVING THIS DRAWING**

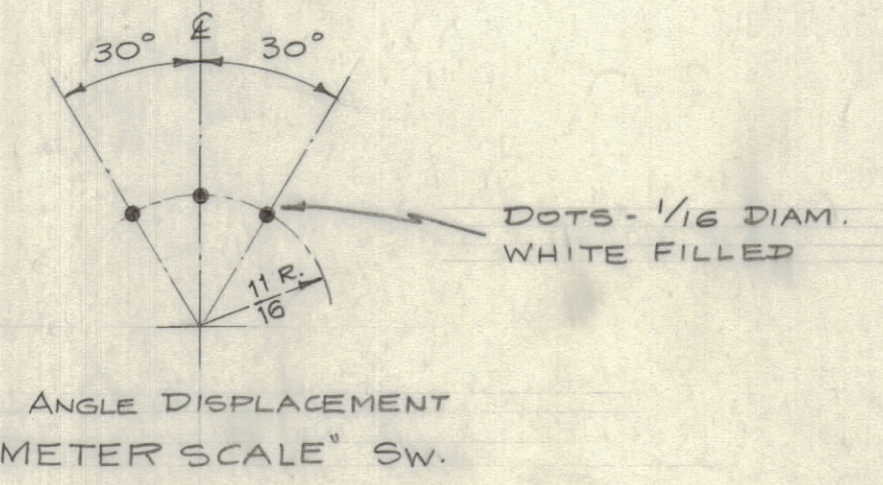
THE TECHNICAL MATERIEL CORPORATION claims proprietary right in the material disclosed hereon. This drawing is issued in confidence for engineering information only and may not be reproduced or used to manufacture anything shown hereon without permission from THE TECHNICAL MATERIEL CORPORATION to the user. This drawing is loaned for mutual assistance and is subject to recall at any time.

Property of:  
 THE TECHNICAL MATERIEL CORPORATION  
 MAMARONECK, NEW YORK



NOTES:  
 ALL LETTERING TO BE 3/32" HIGH UNLESS OTHERWISE NOTED.  
 ALL LETTERING TO BE WHITE FILLED GOTHIC.

LETTER HEIGHT	DEPTH OF STROKE	WIDTH OF STROKE
3/32	.010	.015
1/8	.010	.020



ISSUE	ITEM	CHANGED FROM	DATE	CN. NO.	DRAFTS	CHECKER	ENG. APP.
TOLERANCES		SCALE:					
ALL	DEC. DIM.	±	DRILL, PUNCH, COMMERCIAL STOCK				
OTHERS	FRAC. DIM.	±	SIZES AND MANUFACTURERS				
	ANGULAR DIM.	±	TOLERANCES ARE NOT INCLUDED.				

1	REQ PER UNIT	MODEL	PROJECT NO.	ASSY. NO.	DATE
		ATS-MCU			2-3-58
USED ON					

Ref. MS-1159(B) Machining

REQ. ITEM	PART NO.	DESCRIPTION	SYMBOL
✓		THE TECHNICAL MATERIEL CORP. MAMARONECK, NEW YORK	
✓		ENGRAVING, FRONT PANEL	
✓		MODEL ATS-MCU	
✓	16 2/3/58	DRAWN	
✓		ELEC. DES. APP.	
✓		MECH. DES. APP.	
✓		CHECKED	
✓		FINAL APPROVAL	
			LD-372

LD-372