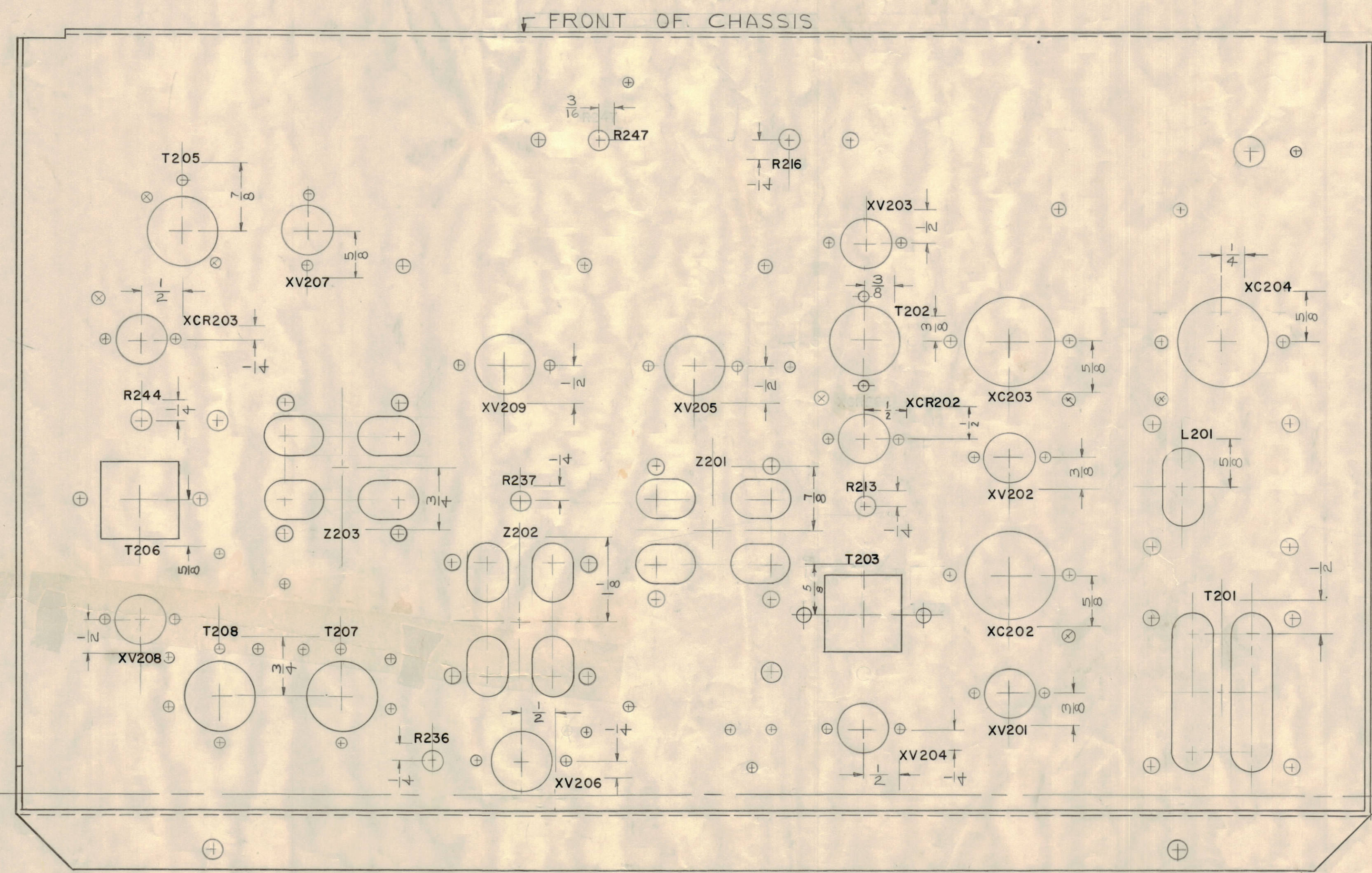
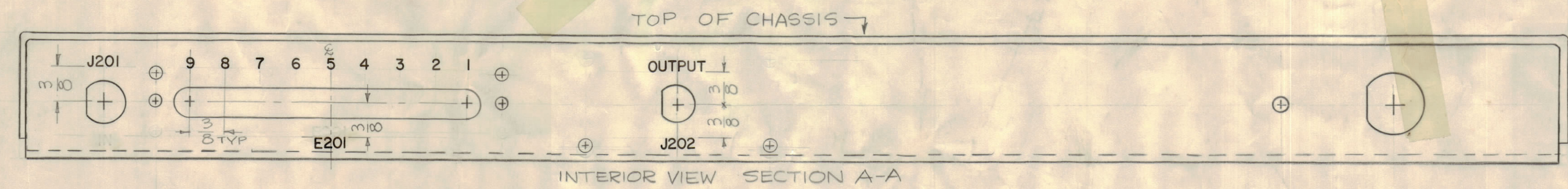



NOTICE TO PERSONS RECEIVING THIS DRAWING
 THE TECHNICAL MATERIEL CORPORATION claims proprietary right in the material disclosed hereon. This drawing is issued in confidence for engineering information only and may not be reprinted or used to manufacture anything shown hereon without permission from THE TECHNICAL MATERIEL CORPORATION to the user. This drawing is loaned for mutual assistance and is subject to recall at any time.
 Property of:
 THE TECHNICAL MATERIEL CORPORATION
 MAMARONECK, NEW YORK



NOTE: ALL LETTERING
 1/8 BLACK GOTHIC.
 MARKING PROCESS: AS PER TMC SPECIFICATION S-727



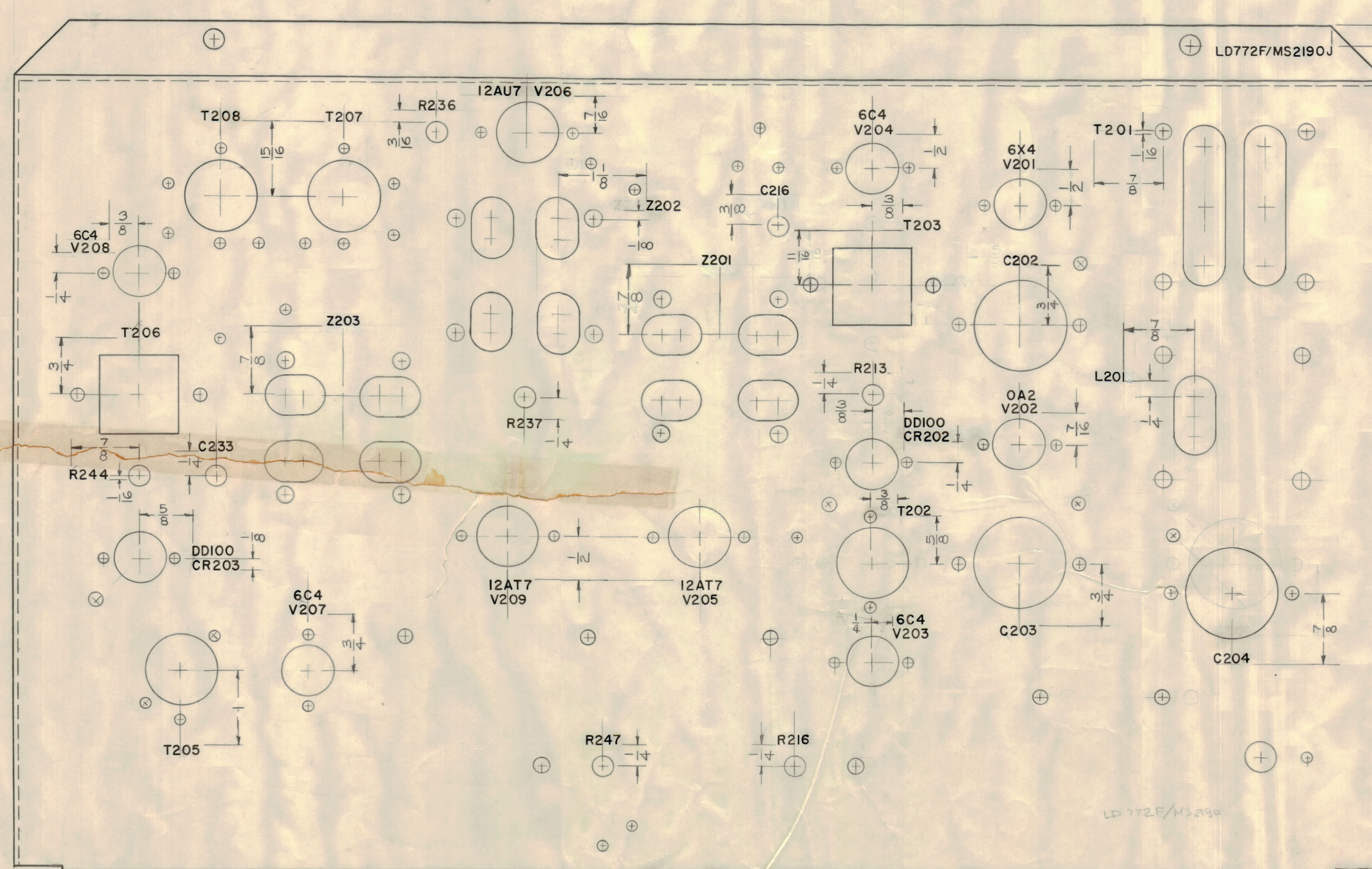
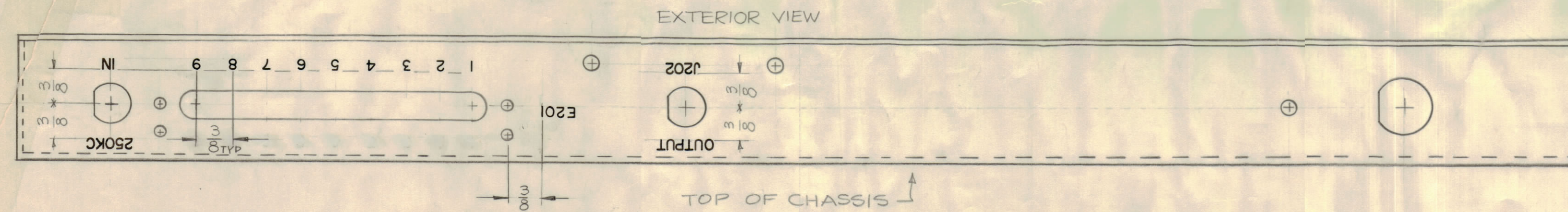
G	DS	RELOC. LETTERING (HOLE POS OF T203)	8-24-60	16776	RME	RCB	
F	~	SEE SHEET 2aF2	8-4-60	3719	AG	RCB	
E	-	Top Of Chassis Pictorial Clarified	2-12-60	6342	GF	RCB	
D	-	SEE SHEET 2	8-30-61	5518	WZ	RCB	
C	E5	XCR202 Relocated	11-27-60	3829	RU	RCB	
B	F6	R216 WAS R215	11-9-60	3428	WZ	RCB	
A	-	see sheet 2 clarified pictorial stamping on section A-A	8-9-60	3121	WZ	RCB	
ISSUE ZONE		DESCRIPTION	DATE	CH. NO.	DRAFTS	CHECKER	ENG. APP.
TOLERANCES		SCALE:					
DEC. DIM. ± FRAC. DIM. ± ANGULAR DIM. ±							
MAXIMUM ALLOWABLE TOLERANCES HAVE BEEN DETERMINED AND ANY DEVIATIONS WILL BE CAUSE FOR REJECTION. REMOVE ALL BURRS AND SHARP EDGES							

REQ. PER UNIT	MODEL	SECTION	ABBY. NO.	DATE
1	CBE-1			8-12-60
USED ON				

REF. MS-2190

REQ. ITEM	PART NO.	DESCRIPTION	SYMBOL
THE TECHNICAL MATERIEL CORP. MAMARONECK, NEW YORK			
STOCK SIZE			
MAIN CHASSIS (CBE-1)			
MATERIAL			
BOTTOM STAMPING			
TYPE & TEMPER			
DRAWN		ELEC. DES. APP.	MECH. DES. APP.
CHECKED		FINAL APPROVAL	
HEAT TREAT. SPEC.		SHEET 1 OF 2	
FINISH & SPEC. NO.		LD-772 - G	

LD-772 G



FRONT OF CHASSIS
TOP VIEW OF CHASSIS SHOWN

NOTE: ALL LETTERING
1/8 BLACK GOTHIC.

MARKING PROCESS: AS PER TMC SPECIFICATION S-727

NOTICE TO PERSONS RECEIVING THIS DRAWING
THE TECHNICAL MATERIEL CORPORATION claims
proprietary right in the material disclosed herein.
This drawing is issued in confidence for engineering
information only and may not be reproduced or used
to manufacture anything shown herein without per-
mission from THE TECHNICAL MATERIEL CORPORA-
TION to the user. This drawing is loaned for mutual
assistance and is subject to recall at any time.
Property of:
THE TECHNICAL MATERIEL CORPORATION
MAMARONECK, NEW YORK

ISSUE ZONE	DESCRIPTION	DATE	CH. NO.	DRAFTS	CHECKER	ENG. APP.
G	0504 RELOC "C202" LETTERS, REPOS. T203 HOLES	8-24-60	1476	RME	[Signature]	[Signature]
F	6C4 ADDED TO V208, Z203, Z201, C216 RELOCATED	8-24-60	9719	[Signature]	[Signature]	[Signature]
E	588 No's 1-9 Relocated (Exterior View)	2-13-60	8242	[Signature]	[Signature]	[Signature]
D	1201 Relocated, E201 Added (Exterior View)	1-13-60	3422	[Signature]	[Signature]	[Signature]
C	R216 WAS R215	8/30/61	5518	[Signature]	[Signature]	[Signature]
B	T202 Relocated	12-27-60	3820	[Signature]	[Signature]	[Signature]
A	See Sheet No 1	11-9-60	3428	[Signature]	[Signature]	[Signature]
	C204 was C201	11-9-60	3121	[Signature]	[Signature]	[Signature]
	Exterior View added - See Sheet 1					

REQ. ITEM	PART NO.	DESCRIPTION	SYMBOL
THE TECHNICAL MATERIEL CORP. MAMARONECK, NEW YORK			
MAIN CHASSIS (CBE-1) TOP STAMPING			
DRAWN: [Signature] ELEC. DES. APP. [Signature] MECH. DES. APP. [Signature]			
CHECKED: [Signature] FINAL APPROVAL [Signature]			
SHEET 2 OF 2 LD-772			

REQ. PER UNIT	MODEL	SECTION	APPY. NO.	DATE	USED ON
1	CBE-1			8-12-60	

LD-772 (6)

A