

ALL LETTERING TO BE 1/8 HIGH BLACK.

MARKING PROCESS: AS PER TMC SPECIFICATION S-727

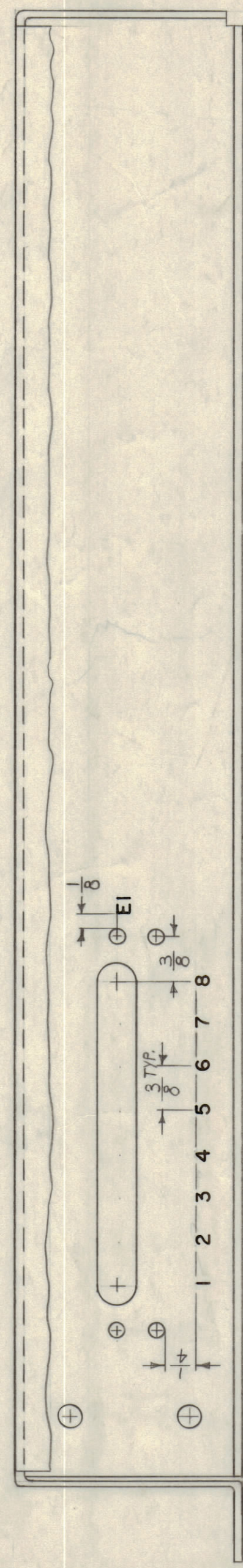
NOTICE TO PERSONS RECEIVING THIS DRAWING  
 THE TECHNICAL MATERIEL CORPORATION claims proprietary right in the material disclosed hereon. This drawing is issued in confidence for engineering information only and may not be reproduced or used to manufacture anything shown hereon without permission from THE TECHNICAL MATERIEL CORPORATION to the user. This drawing is loaned for mutual assistance and is subject to recall at any time.  
 Property of:  
 THE TECHNICAL MATERIEL CORPORATION  
 MAMARONECK, NEW YORK

C	SEE SHEET 2 OF 2 REV. "C"	12-16-64	B087	J.V.			
B	FAX ADJUST & Accompanying Hole Added; C3 Relocated	1-16-65	6201	J.V.			
A	V8 WAS GAUG	2-14-61	4175	D.M.			
SYM	ZONE	DESCRIPTION	DATE	CH. NO.	DRAFTS	CHECKER	ENG. APP.
UNLESS OTHERWISE SPECIFIED:			SCALE				
DIMENSIONS ARE IN INCHES			MAXIMUM ALLOWABLE TOLERANCES HAVE BEEN DETERMINED AND ANY DEVIATIONS WILL BE CAUSE FOR REJECTION. REMOVE ALL BURRS & SHARP EDGES				
TOLERANCES ON							
FRACTIONS ± 1/64			DECIMALS ± .005				
ANGLES ± 1/2°							

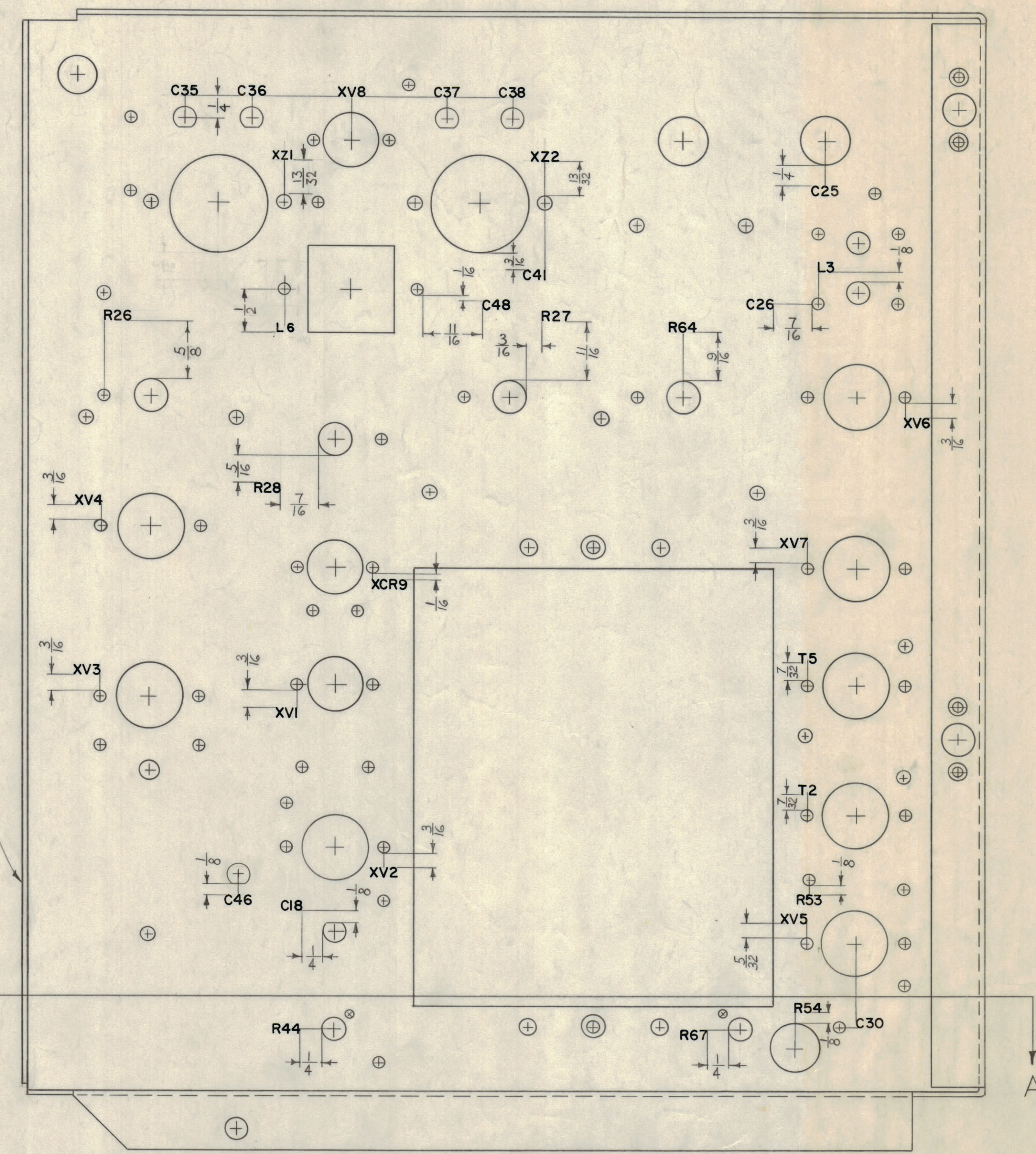
REF: MS-2443 (8)

REQ. ITEM	PART NO.	DESCRIPTION	SYMBOL								
THE TECHNICAL MATERIEL CORP. MAMARONECK, NEW YORK											
STOCK SIZE											
LETTERING, MAIN CHASSIS, TOP											
MATERIAL											
DRAWN: J.P. Biel											
CHECKED: [Signature]											
FINAL APPROVAL: [Signature]											
1 TIS-3		11-29-60	LD-873								
REQ. PER UNIT	MODEL	SECTION	ASSY. NO.	DATE	TYPE & TEMPER	HEAT TREAT. SPEC.	FINISH & SPEC. NO.	ELEC. DES. APP.	MECH. DES. APP.	SHEET	OF
										1	2

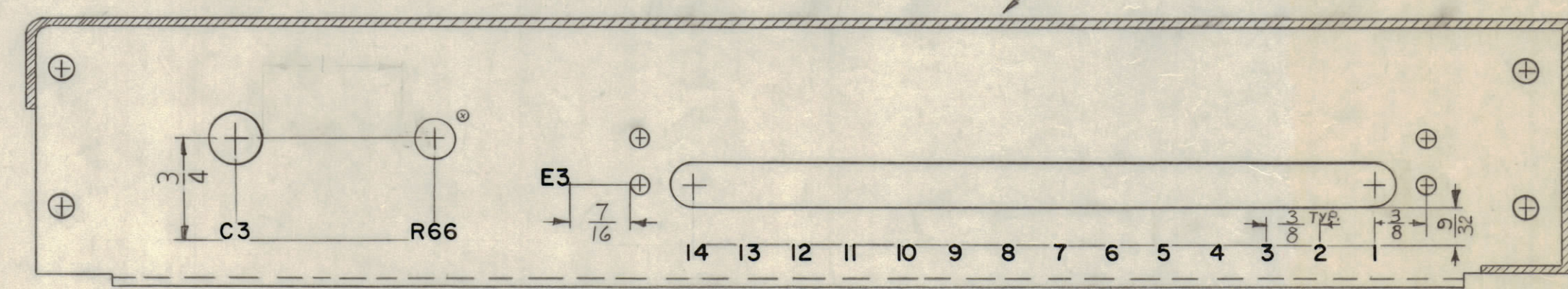
LD-873 C



BOTTOM VIEW SHOWN



TOP OF CHASSIS



SECTION A-A (INTERIOR VIEW)

ALL LETTERING TO BE 1/8 HIGH BLACK.  
MARKING PROCESS: AS PER T.M.C. SPECIFICATION S-727

NOTICE TO PERSONS RECEIVING THIS DRAWING  
THE TECHNICAL MATERIEL CORPORATION claims proprietary right in the material disclosed hereon. This drawing is issued in confidence for engineering information only and may not be reproduced or used to manufacture anything shown hereon without permission from THE TECHNICAL MATERIEL CORPORATION to the user. This drawing is loaned for mutual assistance and is subject to recall at any time.  
Property of:  
THE TECHNICAL MATERIEL CORPORATION  
MAMARONECK, NEW YORK

REF. MS-2443 (8)

C	F8	ON PICT. "XZ1" & "L4" RELOC. ON R26, DIM. 5/8 WAS 2 1/2	12-15-64	13087	9.2		
B	B89	R66 & Accompanying Hole Added; C3 Relocated	1-16-62	6201	5.5		
A	4	SEE SHEET 1	2-14-64	4175			
SYM	ZONE	DESCRIPTION	DATE	CH. NO.	DRAFTS	CHECKER	ENG. APP.

UNLESS OTHERWISE SPECIFIED:  
DIMENSIONS ARE IN INCHES  
TOLERANCES ON  
FRACTIONS ± 1/64    DECIMALS ± .005    ANGLES ± 1/2°

SCALE  
MAXIMUM ALLOWABLE TOLERANCES HAVE BEEN DETERMINED AND ANY DEVIATIONS WILL BE CAUSE FOR REJECTION.  
REMOVE ALL BURRS & SHARP EDGES

REQ. ITEM	PART NO.	DESCRIPTION	SYMBOL
<b>THE TECHNICAL MATERIEL CORP.</b> MAMARONECK, NEW YORK			
STOCK SIZE			
LETTERING, MAIN CHASSIS, BOTTOM			
MATERIAL			
DRAWN: <i>ma f</i> CHECKED: <i>J.C. Bill</i> FINAL APPROVAL: <i>dar</i>			
TYPE & TEMPER		HEAT TREAT. SPEC.	
11-30-60		LD-873	
FINISH & SPEC. NO.			
ELEC. DES. APP.		MECH. DES. APP.	
		SHEET 2 OF 2	

LD-873 C