IF IT IS FOUND DESIRABLE TO CHANGE ANY TOLERANCE OR OTHER DETAIL SPECIFIED ON THIS DRAWING NOTIFY THE PURCHASER PROMPTLY.

MAXIMUM ALLOWABLE TOLERANCES HAVE BEEN DETERMINED AND DEVIATIONS WILL BE CAUSE FOR REJECTION. REMOVE ALL BURRS AND SHARP EDGES

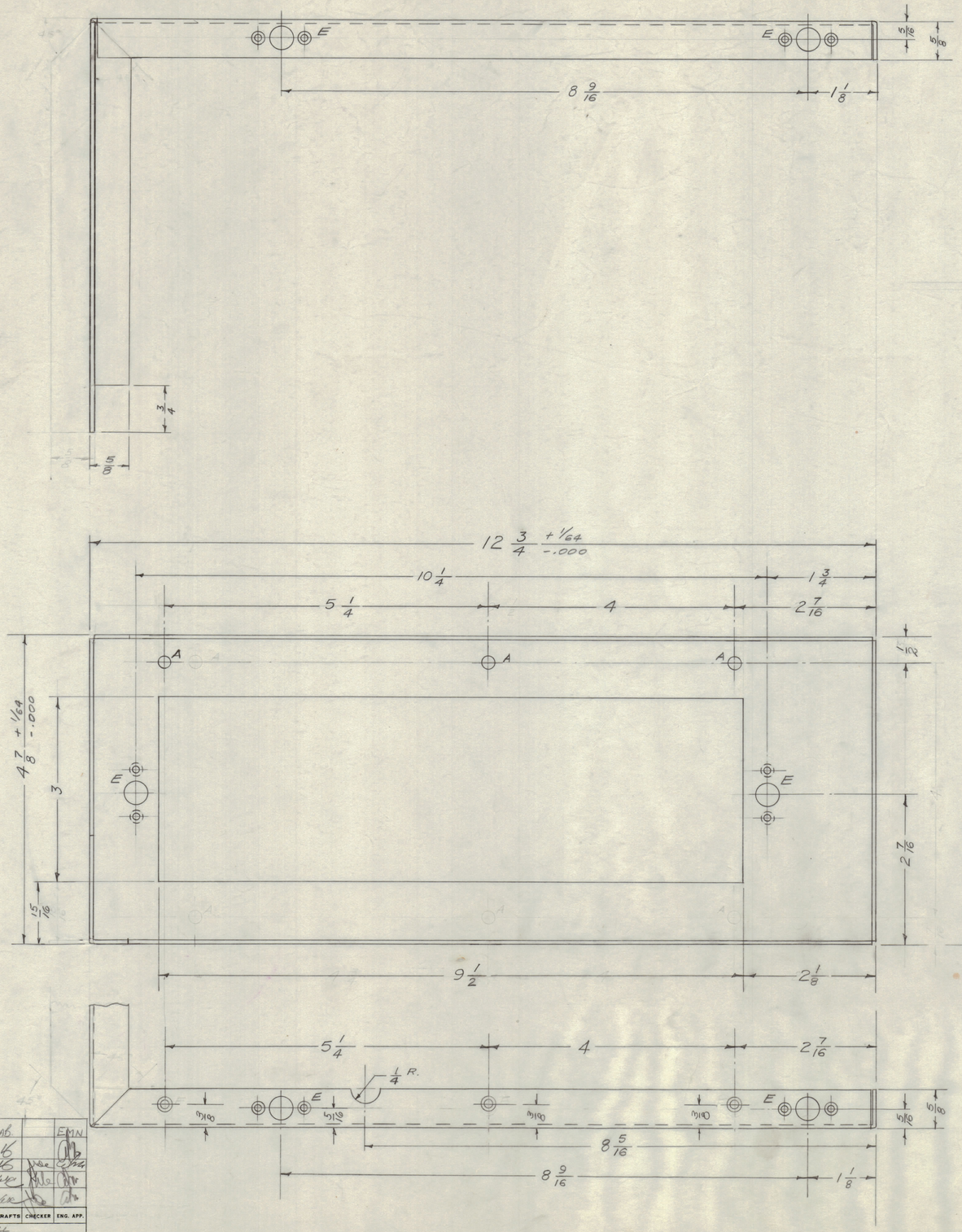

A - 13/64 (.203) D. 3 HOLES REQ.
B - 11/64 x 11/32 SLOT 5 HOLES REQ.

C - 1 REQ.

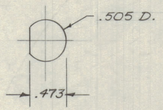

D - 1 REQ.

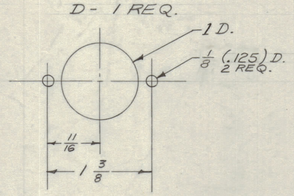

E - 6 REQ.

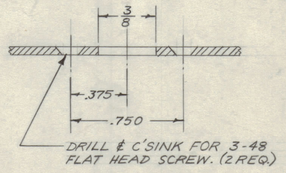

F

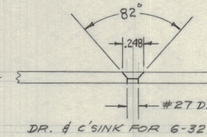

3 REQ.

DR. & C'SINK FOR 6-32 FLAT HD. SCREW

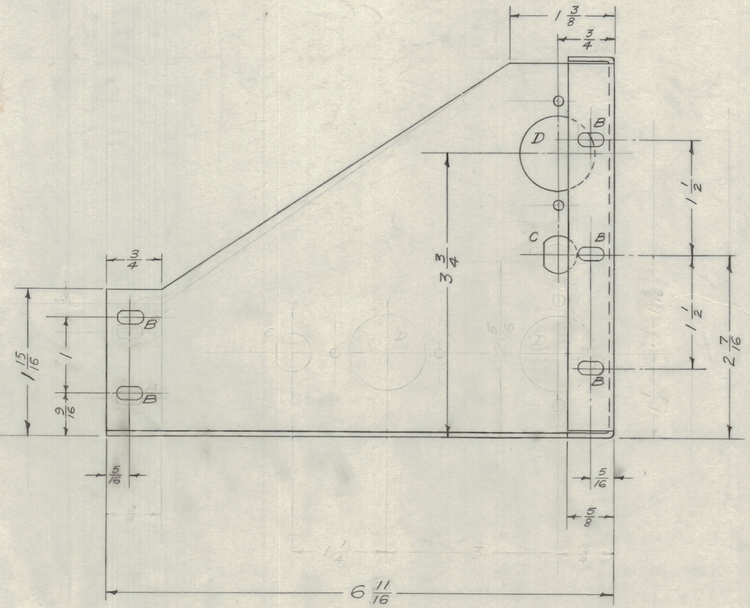

MS-1003 E

ISSUE	ITEM	CHANGED FROM	DATE	CN. NO.	DRAFTS	CHECKER	ENG. APP.
E	1	S-904 YEL. IRIDITE WAS S-101 CAUSTIC DIP	12/8/59	1001	AB		EMN
D	1	LEFT UP TURNED IN ("B" Rev)	9/19/58		KS		
C	1	MSR-3 Ref. Dele. "B" Rev. Pictorial Corrected (Error)	9/25/58	3	KS		
B	1	TURNED LEFT UP OUT-WARD 180°	6/13/58	2			
A	1	DIMENSIONS CLARIFIED	6/2/58	1			

TOLERANCES

ALL OTHERS: DEC. DIM. ± ; FRAC. DIM. ± 1/64 ; ANGULAR DIM. ±

SCALE: FULL

DRILL, PUNCH, COMMERCIAL STOCK SIZES AND MANUFACTURERS TOLERANCES ARE NOT INCLUDED.

REQ PER UNIT	MODEL	PROJECT NO.	ASS'Y. NO.	DATE
1	MSR-1			11-19-56

USED ON

REF:- LD-345 (2) LETTERING

REQ.	ITEM	PART NO.	DESCRIPTION	SYMBOL
.064 THK.			THE TECHNICAL MATERIEL CORP. MAMARONECK, NEW YORK	
STOCK SIZE				
ALUMINUM			RIGHT SIDE PLATE, MSR-1	
MATERIAL		WEIGHT PER PC.		
5052-H32				
TYPE & TEMPER				
HEAT TREAT. SPEC.				
S-904 YEL. IRIDITE				
FINISH & SPEC. NO.				

DRAWN 11-19-56 — ELEC. DES. APP. — MECH. DES. APP.

CHECKED — FINAL APPROVAL

MS-1003 E

NOTICE TO PERSONS RECEIVING THIS DRAWING

THE TECHNICAL MATERIEL CORPORATION claims proprietary right in the material disclosed hereon. This drawing is issued in confidence for engineering information only and may not be reproduced or used to manufacture anything shown hereon without permission of THE TECHNICAL MATERIEL CORPORATION to the extent that this drawing is loaned for mutual assistance and is subject to recall at any time.

Property of:
THE TECHNICAL MATERIEL CORPORATION
MAMARONECK, NEW YORK

FORM — 111