IF IT IS FOUND DESIRABLE TO CHANGE ANY TOLERANCE OR OTHER DETAIL SPECIFIED ON THIS DRAWING NOTIFY THE PURCHASER PROMPTLY.

MAXIMUM ALLOWABLE TOLERANCES HAVE BEEN DETERMINED AND DEVIATIONS WILL BE CAUSE FOR REJECTION. REMOVE ALL BURRS AND SHARP EDGES.

DIMENSIONS IN INCHES UNLESS OTHERWISE SPECIFIED

ISSUE	ITEM	CHANGED FROM	DATE	CN. NO.	DRAFTS	CHECKER	ENG. APP.
Ø		RELEASED TO PROD	OCT 12/66		RPL		
A		REVISED PER CEMN	9 SEPT 71	1057	LB		
B		REVISED PER CEMN	3 NOV 72	1082	LAT	Acd.	
C		REVISED PER CEMN 1153	16 MARCH 1972	1153	TH	LB	

REQ.	ITEM	PART NO.	DESCRIPTION	SYMBOL
6	1	NT 129-1224-4	NUT ROUND SWAGE TYPE	P

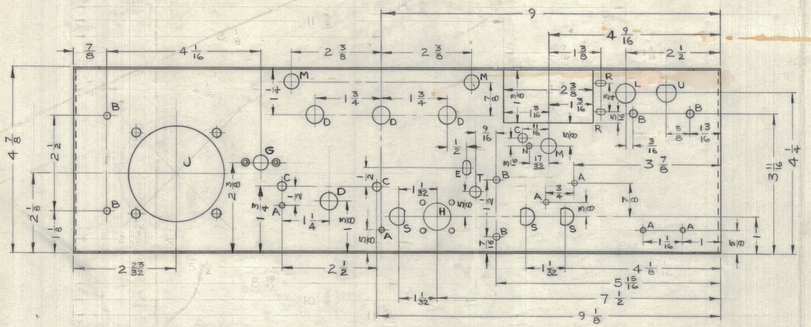

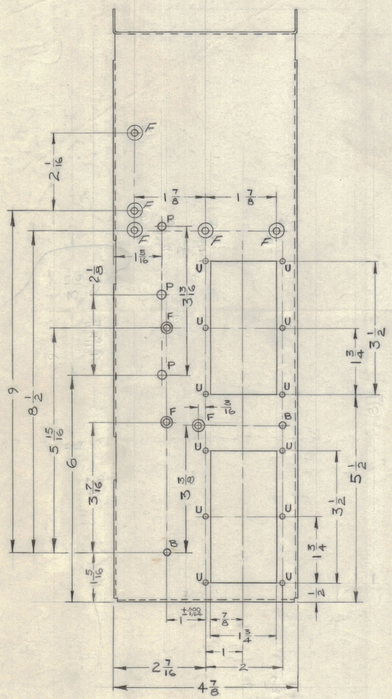

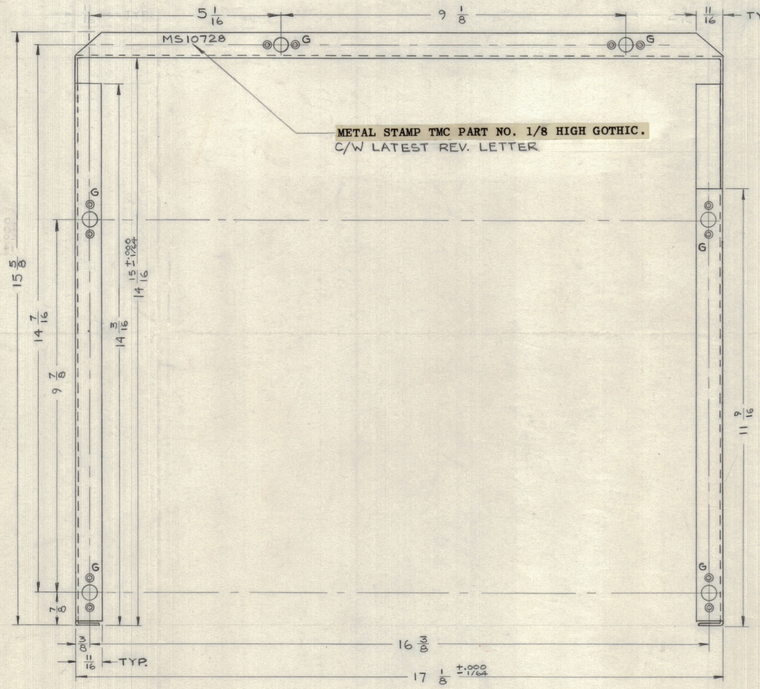

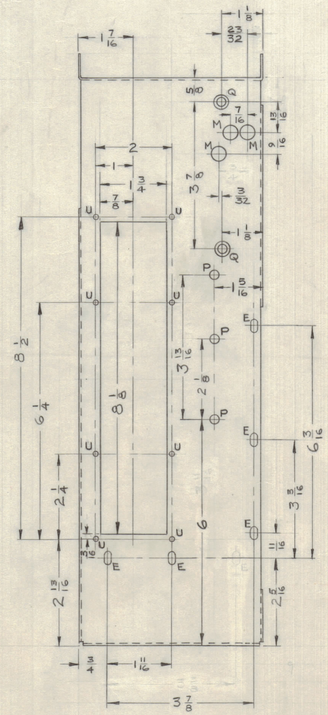

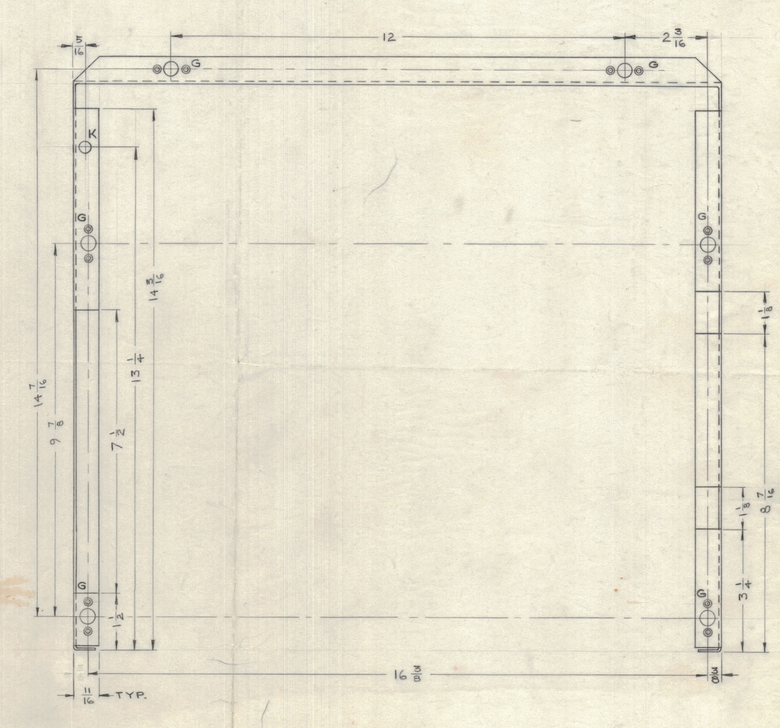

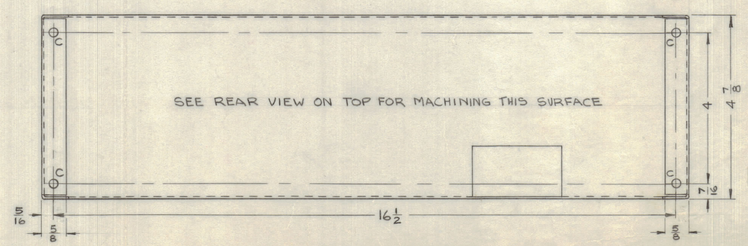

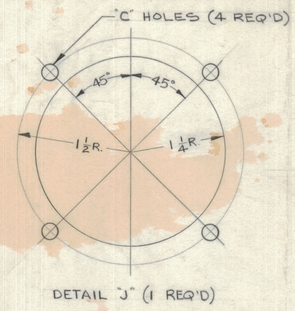

DETAIL "J" (1 REQ'D)

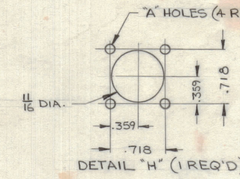

DETAIL "H" (1 REQ'D)

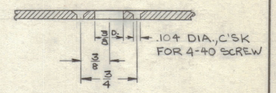

DETAIL "G" (13 REQ'D)

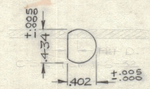

DETAIL "S" (3 REQ'D)

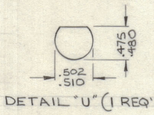

DETAIL "U" (1 REQ'D)

HOLE	DESCRIPTION	REQ'D
A	1/8 DIA.	10
B	11/64 DIA.	8
C	13/64 DIA.	11
D	7/16 DIA.	4
E	11/64 X 11/32 SLOT	6
F	.171 DIA, C'SK FOR 6-32 SCREW	8
K	5/16 DIA.	1
L	1/2 DIA.	1
M	3/8 DIA.	6
N	9/64 DIA.	1
P	.280/.277 DIA	6
Q	13/64 DIA, C'SK FOR 8-32 SCREW	2
R	1/8 X 1/4 SLOT	2
T	17/64 DIA.	1
U	.134 DIA.	20

NOTE:
LD10090/MS10401 PREVIOUSLY USED FOR RFA-1 AND RFE-1 NOW USED ONLY FOR RFA-1

UNLESS OTHERWISE SPECIFIED:

1. USE MATERIAL THICKNESS FOR MAXIMUM RADIUS ON ALL BENDS
2. ALL ANGULAR BENDS 90 DEGREES
3. REMOVE ALL BURRS AND SHARP EDGES
4. MOUNT INSERTS AFTER FINISHING

REF: LD10234

TOLERANCES			SCALE: 1:2
ALL OTHERS	DEC. DIM. ±	X = .05	DRILL, PUNCH, COMMERCIAL STOCK SIZES AND MANUFACTURERS TOLERANCES ARE NOT INCLUDED
	FRAC. DIM. ± 1/64	XX = .01	
	ANGULAR DIM. ±	XXX = .005	

RFE-1	028/66		AUG 6/66
MODEL	PROJECT NO.	ASS'Y. NO.	DATE
USED ON			

.064 THK.	TMC (Canada) LIMITED OTTAWA ONTARIO	
STOCK SIZE		
ALUMINUM	WRAPAROUND	
MATERIAL / WEIGHT PER PC		
57S-H34		
TYPE & TEMPER	RPL	
	DRAWN	ELEC. DES. APP. / MECH. DES. APP.
HEAT TREAT. SPEC.	CHECKED	FINAL APPROVAL
8404 IRIDITE	JOHNSTON	
FINISH & SPEC. NO.	MS10728	C

FORM—130

MS 10728