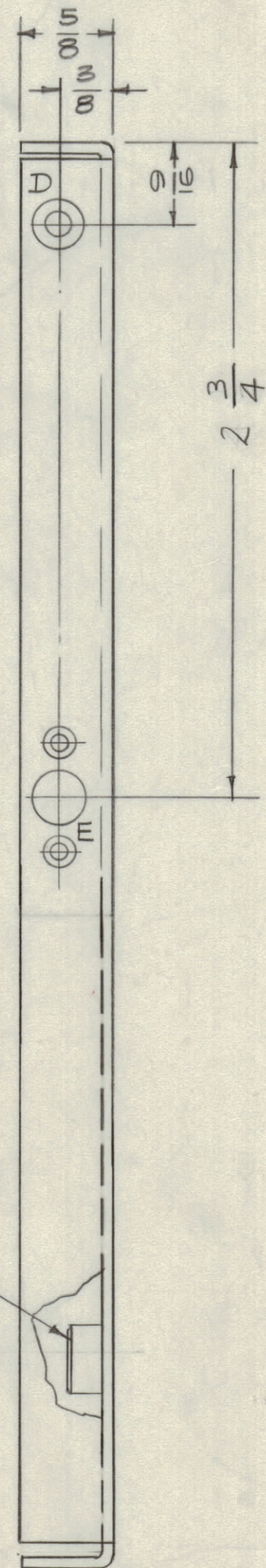
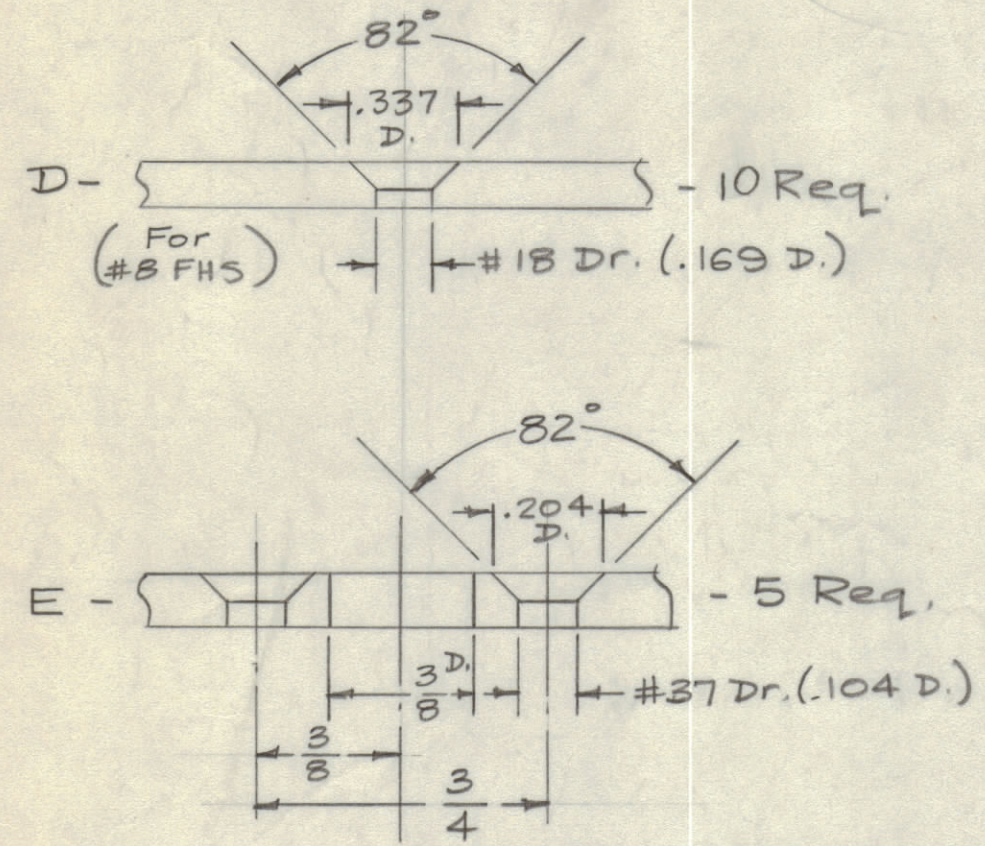


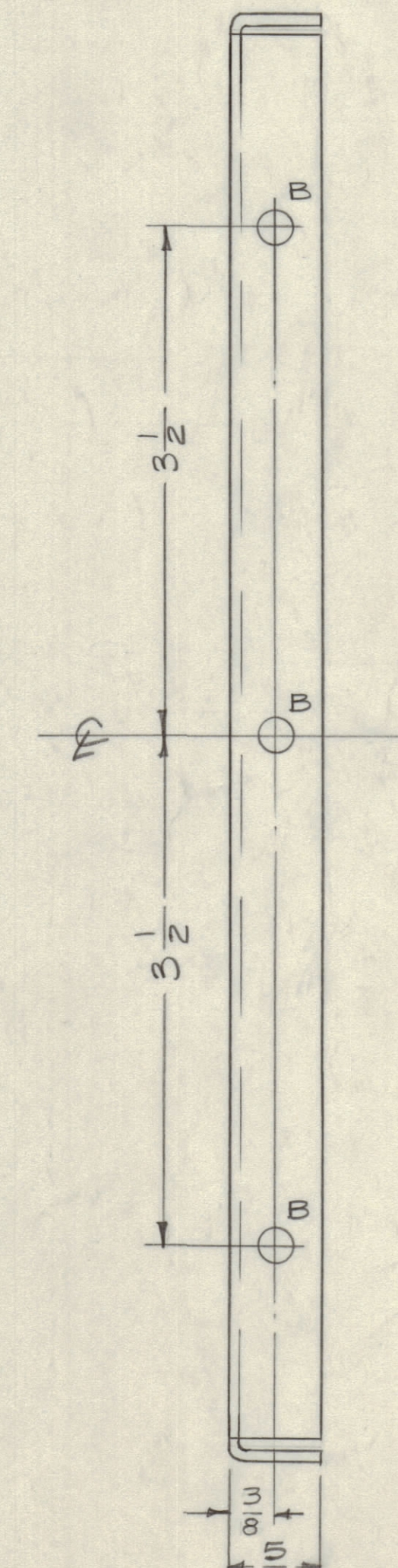
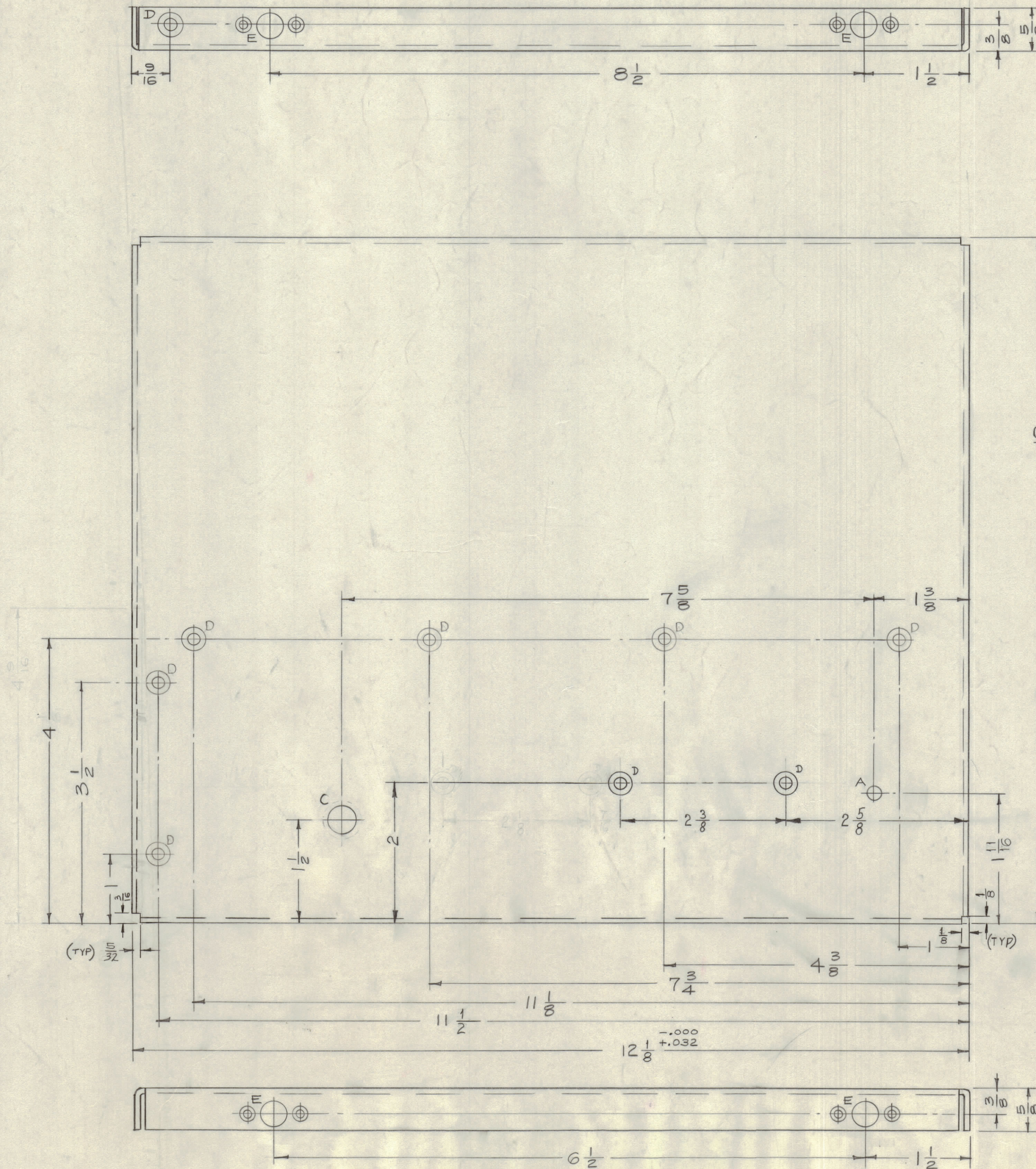
IF IT IS FOUND DESIRABLE TO CHANGE ANY TOLERANCE OR OTHER DETAIL SPECIFIED ON THIS DRAWING NOTIFY THE PURCHASER PROMPTLY.  
 MAXIMUM ALLOWABLE TOLERANCES HAVE BEEN DETERMINED AND DEVIATIONS WILL BE CAUSE FOR REJECTION. REMOVE ALL BURRS AND SHARP EDGES

**NOTICE TO PERSONS RECEIVING THIS DRAWING**  
 THE TECHNICAL MATERIEL CORPORATION claims proprietary right in the material disclosed herein. This drawing is issued in confidence for engineering information only and may not be reproduced or used to manufacture anything shown hereon without permission from THE TECHNICAL MATERIEL CORPORATION to the user. This drawing is loaned for mutual assistance and is subject to recall at any time.  
 Property of:  
 THE TECHNICAL MATERIEL CORPORATION  
 MAMARONECK, NEW YORK

- A -  $\frac{13}{64}$  (.203) D. 1 Req.
- B -  $\frac{15}{64}$  (.234) D. 3 Req.
- C - "Z" Dr. (.413 D) 1 Req. (For NT-129-524-4)



Mount NT-129-524-4 in "c" Hole.  
 1 Req.



C	1	COMPLETE REVISION	10/22/61	3232	SK		
B	1	4 "D" HOLES ADDED	3-4-60	1885	MS	MS	MS
A	1	(6) "D" HOLES WERE (6) "A"	8/2/59	1214	MS	MS	MS
ISSUE	ITEM	CHANGED FROM	DATE	CH. NO.	DRAFTS	CHECKER	ENG. APP.
TOLERANCES			SCALE: FULL (Do Not Scale)				
ALL OTHERS	DEC. DIM. $\frac{1}{16}$	DRILL PUNCH, COMMERCIAL STOCK SIZES AND MANUFACTURERS TOLERANCES ARE NOT INCLUDED.					

1	PS-4	PAL-1K	6-18-59
REQ PER UNIT	MODEL	PROJECT NO.	DATE
		ASSY. NO.	
		USED ON	

REQ. ITEM	PART NO.	DESCRIPTION	SYMBOL
	.081 Thk.	THE TECHNICAL MATERIEL CORP. MAMARONECK, NEW YORK	
	Aluminum	SIDEPLATE, LEFT	
MATERIAL	WEIGHT PER FC.		
5052-H32			
TYPE & TEMPER	16/18/59		
	DRAWN	ELEC. DES. APP.	MECH. DES. APP.
	CHECKED		
HEAT TREAT. SPEC.			
S404 Iridite			
FINISH & SPEC. NO.			
			MS-1791 C

MS-1791 C