NOTICE TO PERSONS RECEIVING THIS DRAWING

THE TECHNICAL MATERIEL CORPORATION claims proprietary right in the material disclosed hereon. This drawing is issued in confidence for engineering information only and may not be reproduced or used to manufacture anything shown hereon without permission from THE TECHNICAL MATERIEL CORPORATION to the user. This drawing is loaned for mutual assistance and is subject to recall at any time.

Property of:

THE TECHNICAL MATERIEL CORPORATION
MAMARONECK, NEW YORK

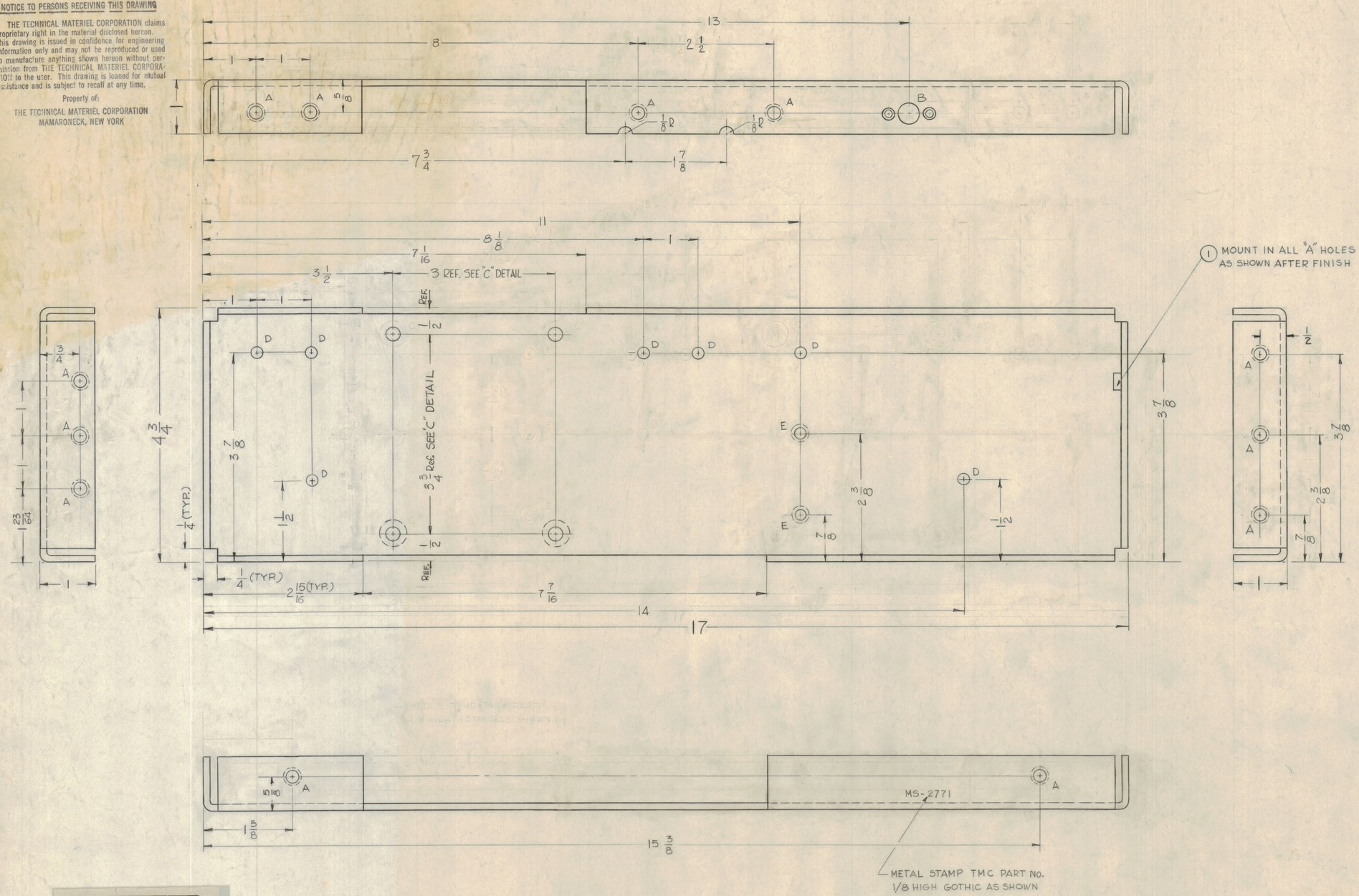

LEGEND		
HOLE	DESCRIPTION	REQ.
A	.221 - .224 DIA.	12
B	SEE DETAIL	1
C	SEE DETAIL	1
D	13/64 DIA.	7
E	SEE CHART & DETAIL	2

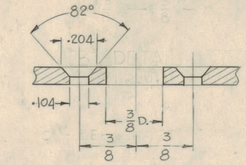

"B" DETAIL (1 REQ.)

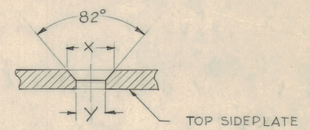

DETAIL OF "E" HOLE

HOLES	SCREW TYPE	DIMENSION X	DIMENSION Y	REQ.
E	DRILL & CTS'K 8-32	.337	.169	2

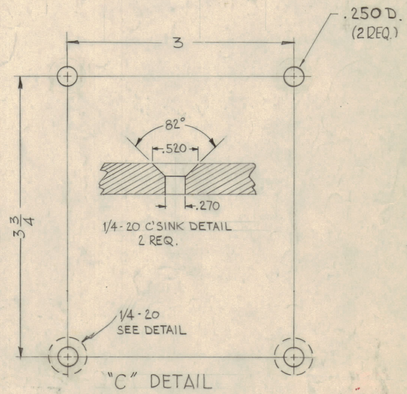

"C" DETAIL

MS-2771 A

USE MATERIAL THICKNESS FOR MAX. RADIUS ON ALL BENDS UNLESS OTHERWISE SPECIFIED

UNLESS OTHERWISE SPECIFIED
DIMENSIONS ARE IN INCHES AND INCLUDE CHEMICALLY APPLIED OR PLATED FINISHES
DECIMALS .X ± .05 .XX ± .01 .XXX ± .005 — TOLERANCES — FRACTIONS ± 1/64 ANGLES ± 0° 30'
CUT HERE GUARANTEED 2-66

SYM	ZONE	DESCRIPTION	DATE	CH. NO.	DRAFTS	CHECKER	ENG. APP.
A		ON "E" HOLE REQ WAS 1, "C" DETAIL .250 D HOLES REQ WAS 4	2-18-63	8569	RC	[illegible]	[illegible]

UNLESS OTHERWISE SPECIFIED:
DIMENSIONS ARE IN INCHES
TOLERANCES ON
FRACTIONS ± 1/64 DECIMALS ± .005 ANGLES ± 1/2°

A

SCALE DO NOT SCALE

MAXIMUM ALLOWABLE TOLERANCES HAVE BEEN DETERMINED AND ANY DEVIATIONS WILL BE CAUSE FOR REJECTION.
REMOVE ALL BURRS & SHARP EDGES

REQ. PER UNIT	MODEL	SECTION	ASS'Y. NO.	DATE
	HFP-1		A-2382-7	11-29-61

USED ON

REQ.	ITEM	PART NO.	DESCRIPTION	SYMBOL
12	1	NT-129-832-6	NUT ROUND, SWAGE TYPE	A

KOHN

STOCK SIZE: 1/8

MATERIAL: ALUMINUM

TYPE & TEMPER: 5052-H32

HEAT TREAT. SPEC.

FINISH & SPEC. NO.: S404 YELLOW IRIDITE

THE TECHNICAL MATERIEL CORP.
MAMARONECK, NEW YORK

SIDEPLATE, LEFT

DRAWN	CHECKED	FINAL APPROVAL
G.D.L.	RUZZO	[illegible]

ELEC. DES. APP.	MECH. DES. APP.	SHEET	OF
RK	RK	MS-2771	A

TMC FORM NO. 111

DEFIANCE NO. 1020