IF IT IS FOUND DESIRABLE TO CHANGE ANY TOLERANCE OR OTHER DETAIL SPECIFIED ON THIS DRAWING NOTIFY THE PURCHASER PROMPTLY.

MAXIMUM ALLOWABLE TOLERANCES HAVE BEEN DETERMINED AND DEVIATIONS WILL BE CAUSE FOR REJECTION. REMOVE ALL BURRS AND SHARP EDGES



HOLES

A - 13/64 (.203) DIA. HOLE - 11 REQ.

B - 1/4 (.250) DIA. HOLE - 11 REQ.

C - C'SINK FOR 6-32 F.H.S. - 4 REQ.

D - SEE DETAIL 1 REQ.

E - .221 - .224 DIA. HOLE - 7 REQ.

F - 1/2 (.500) DIA. HOLE 2 REQ.

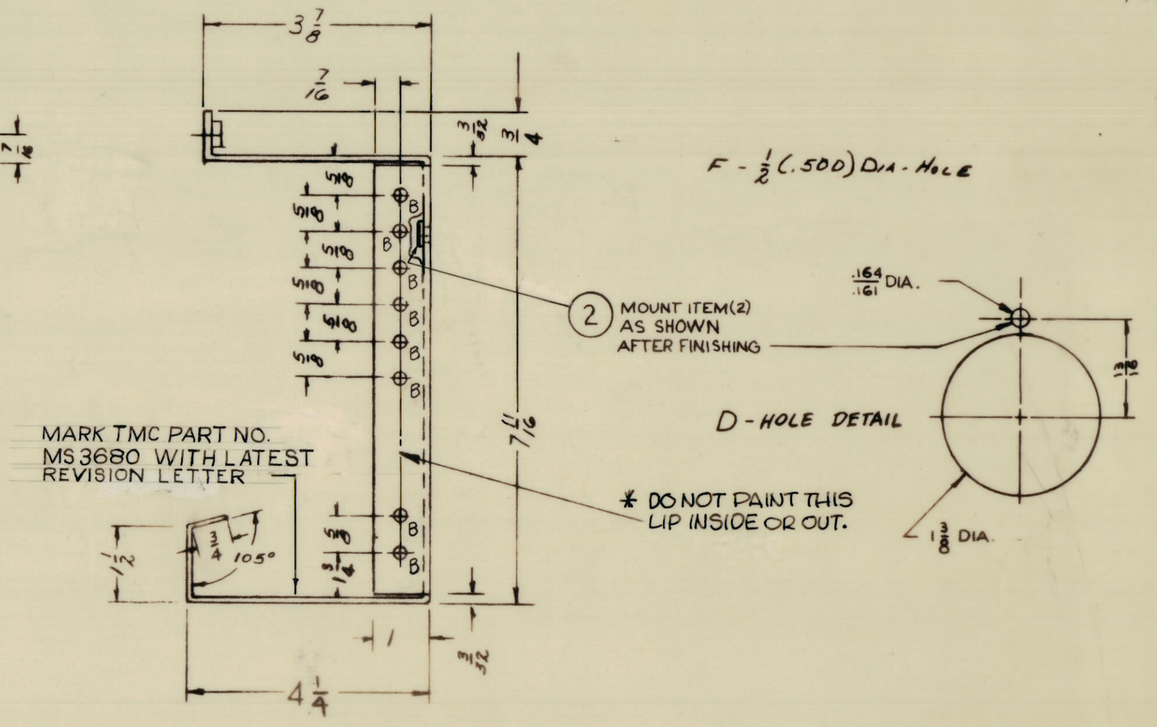

FINISH NOTE:

S-404 IRIDITE

S-115 TMC SMOOTH GRAY EXCEPT LIP AND 2 "A" HOLES MARKED *

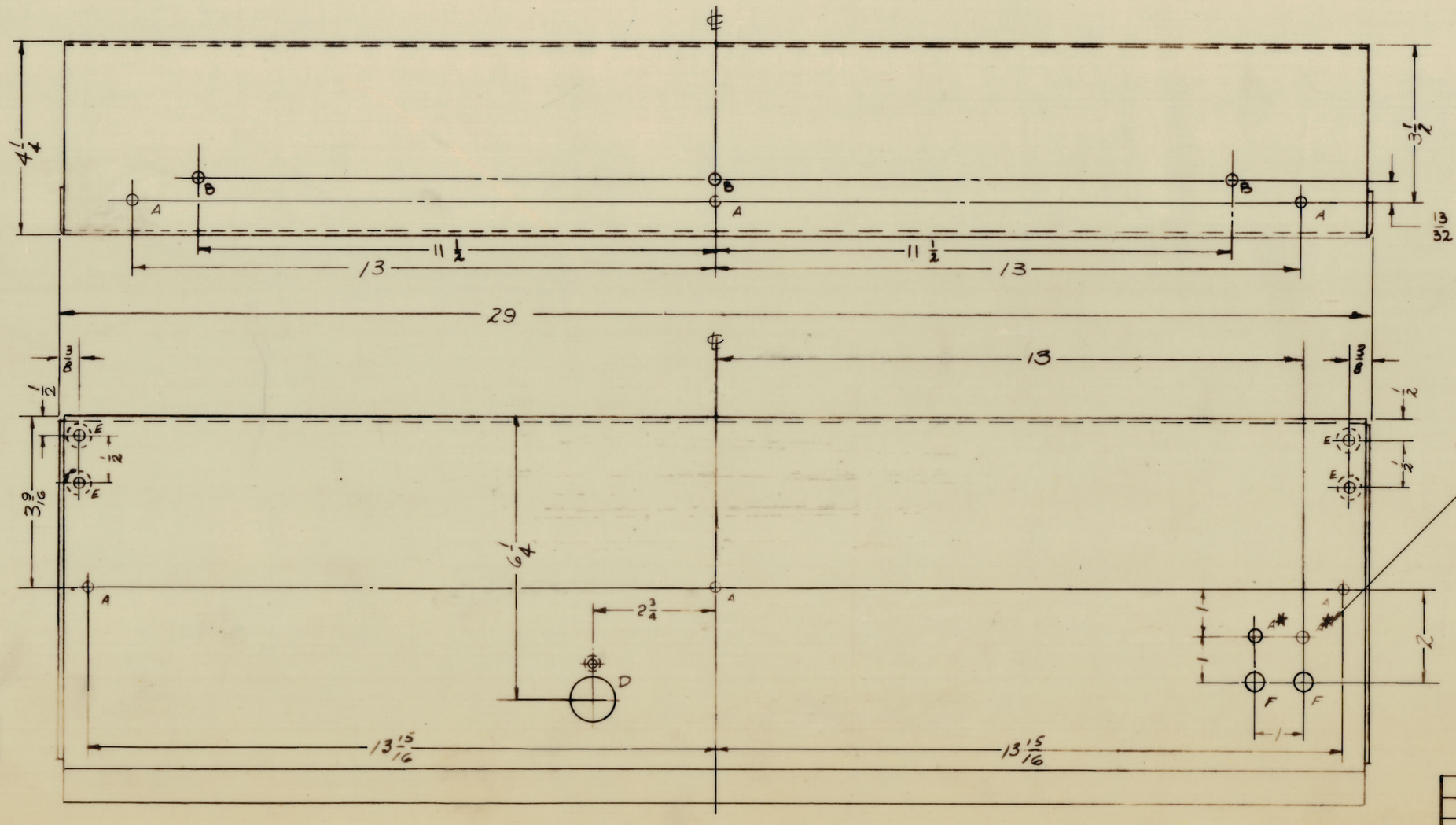

NOTE:

ON (2) "A" HOLES MARKED *, MASK 1/2 DIA. CIRCLE, INTERIOR & EXTERIOR OF THIS AREA NOT TO BE PAINTED

UNLESS OTHERWISE SPECIFIED:

1. USE MATERIAL THICKNESS FOR MAXIMUM RADIUS ON ALL BENDS.
2. ALL ANGULAR BENDS 90°.
3. REMOVE ALL BURRS AND SHARP EDGES.
4. MOUNT INSERTS AFTER FINISHING.

REF - TMC DWG. LD-1383

REQ	ITEM	PART NO.	DESCRIPTION	SYMBOL
1	2	NT-129-440-4	NUT, ROUND, SWAGE TYPE	
7	1	NT-129-832-4	NUT, ROUND, SWAGE TYPE	E

F. BUDETTI

THE TECHNICAL MATERIEL CORP.
MAMARONECK NEW YORK

METER BOX, MAIN FRAME

.064 STOCK SIZE

ALUMINUM MATERIAL

5052-H32 TYPE & TEMPER

HEAT TREAT. SPEC. SEE FINISH NOTE

FINISH & SPEC. NO.

DRAWN | ELEC. DES. APP | MECH. DES. APP

CHECKED | FINAL APPROVAL

REQ PER UNIT	MODEL	PROJECT NO.	ASS'Y NO.	DATE
	GPT-10K( )7(AM122)			1-23-64

USED ON

MS-3680 0

ISSUE	ITEM	CHANGED FROM	DATE	CH. NO.	DRAFTS	CHECKED	ENG. APP.
O		ORIGINAL RELEASE FOR PRODUCTION	5/6/64	O	A.M.		
X		EXPERIMENTAL RELEASE	5/4/64		SRG		

TOLERANCES

ALL OTHERS: DEC DIM ± ; FRAC DIM ± 1/64 ; ANGULAR DIM ± 0.5°

SCALE

DRILL PUNCH COMMERCIAL STOCK SIZES AND MANUFACTURERS TOLERANCES ARE NOT INCLUDED

FORM-111