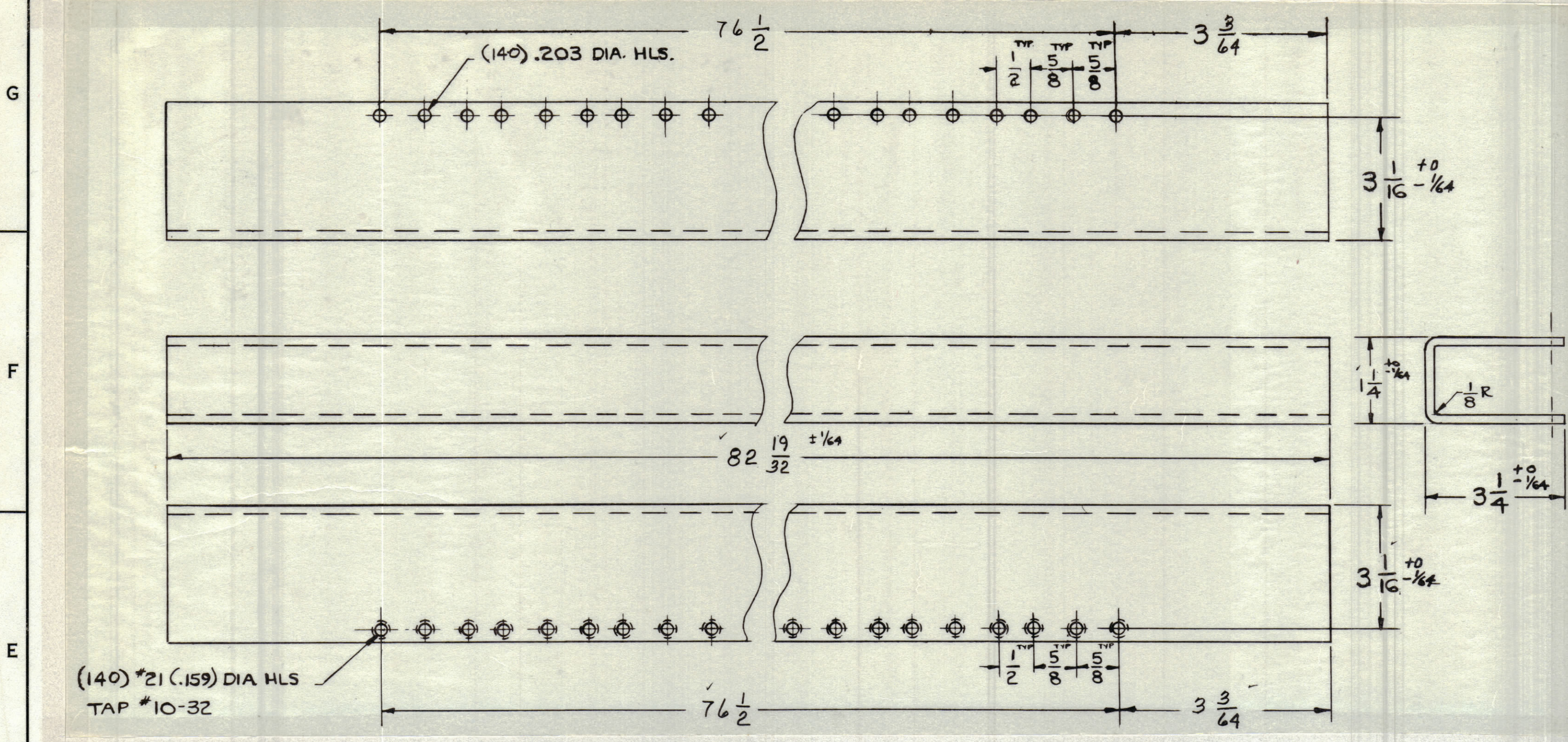
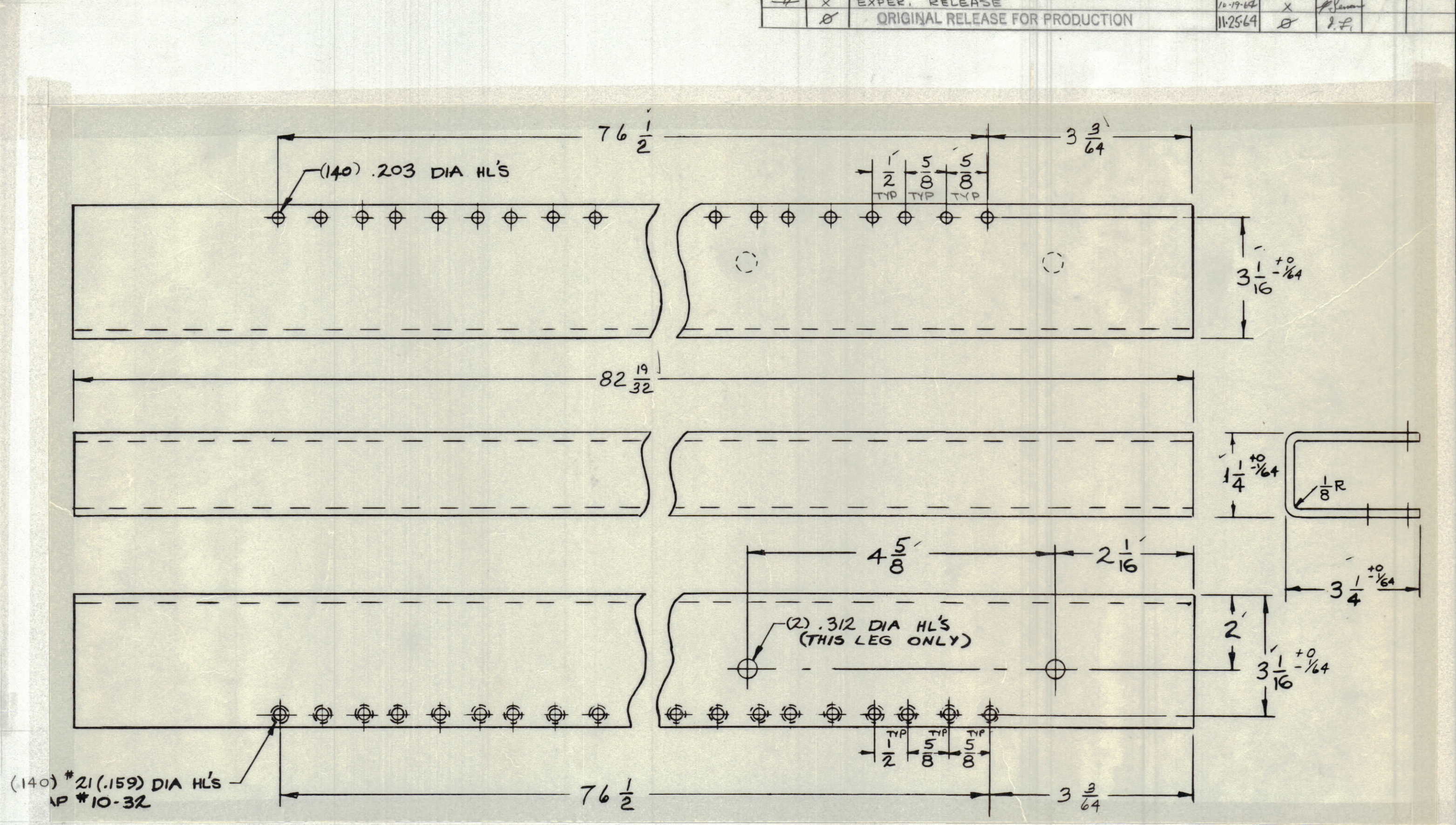


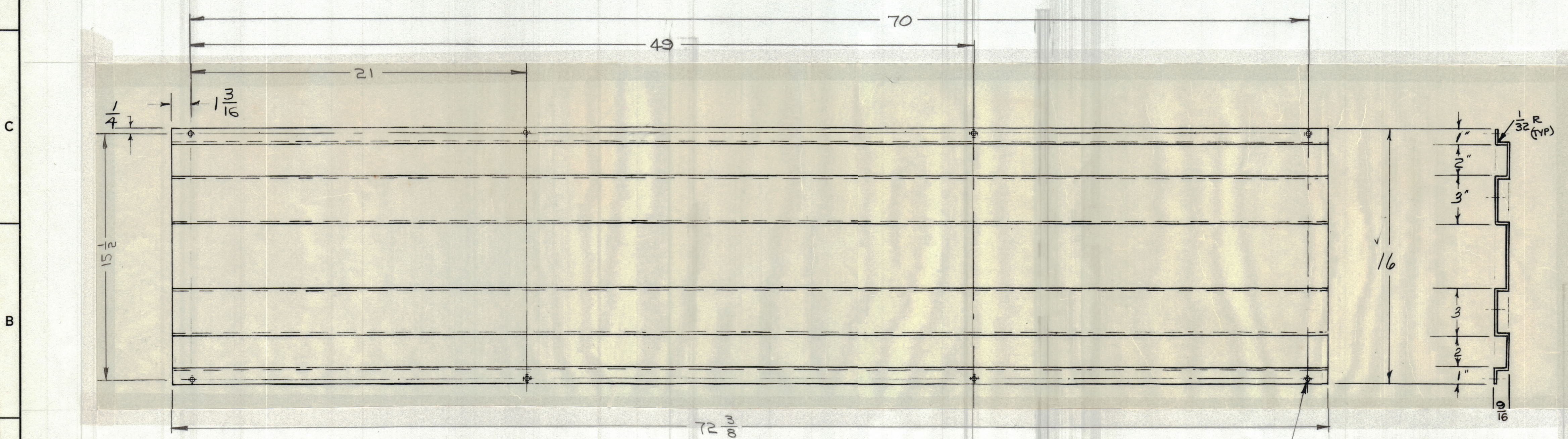
ZONE		REVISIONS		DATE	E.M.N. NO.	DRAFT	CHKD	APPD
X	EXPER. RELEASE			11-17-64	X			
Ø	ORIGINAL RELEASE FOR PRODUCTION			11-25-64	Ø			



—DETAIL "H"— FRONT CHANNEL, RIGHT, AS SHOWN  
 —DETAIL "J"— FRONT CHANNEL, LEFT, OPPOSITE HAND  
 \*11 GA. GALVANIZED STEEL

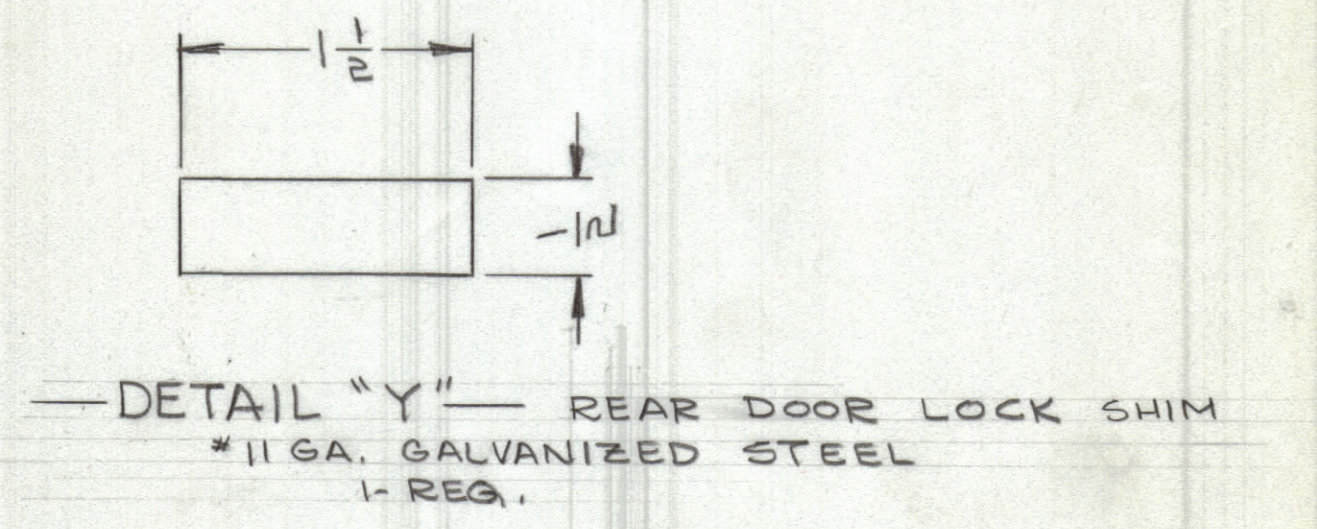


—DETAIL "K"— REAR CHANNEL, RIGHT, AS SHOWN  
 —DETAIL "L"— REAR CHANNEL, LEFT, OPPOSITE HAND  
 \*11 GA. GALVANIZED STEEL



—DETAIL "G"— AIR CHAMBER SUPPORT  
 \*16 GA. GALVANIZED STEEL  
 1-REQ, LEFT SIDE  
 1-REQ, RIGHT SIDE

(8) \*36 (.106) DIA HOLES,  
 TAP #6-32



—DETAIL "Y"— REAR DOOR LOCK SHIM  
 \*11 GA. GALVANIZED STEEL  
 1-REQ.

QTY/UNIT	BAK102-1	ASSY. NO.
SCALE	CODE	
	A	

REQ'D.	ITEM	PART NUMBER	DESCRIPTION	SYMBOL
	STURMER		LIST OF MATERIAL	
	MATERIAL	AS NOTED	THE TECHNICAL MATERIEL CORP.	
	FINISH		MAMARONECK, NEW YORK	
			TITLE	
			CABINET, ELECTRICAL EQUIPMENT	
			(DETAILS, COMMON)	
			UNLESS OTHERWISE SPECIFIED	
			DIMENSIONS ARE IN INCHES AND INCLUDE	
			CHEMICALLY APPLIED OR PLATED FINISHES	
			DECIMALS	
			.X ± .05	
			.XX ± .01	
			.XXX ± .005	
			FRACTIONS	
			± 1/64	
			ANGLES	
			± 0° 30'	
			TOLERANCES	
			DRAWN	
			DATE	
			11-17-64	
			CHECKED	
			DATE	
			11-25-64	
			ELECT. DES.	
			DATE	
			11-25-64	
			MECH. DES.	
			DATE	
			11-25-64	
			SHEET	
			6 OF 8	
			REV. LTR.	

NOTES

MS3884