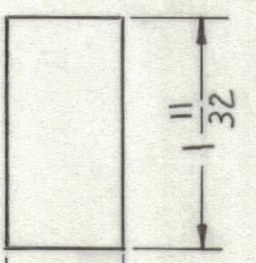


REVISIONS									
ZONE	SYM	DESCRIPTION	DATE	E.M.N. NO.	DRAFT	CHKD	APPD		
	X	EXP RELEASE	4-15-65	1	EL	AK	AK		
B7, G3	X1	(4) .250 HOLES WERE (2) .162 & (2) .218; ADDED 3/16 SLOT & 5/8 NOTCH.	4/20/65	2	JL	AK	AK		
	Ø	ORIG. RELEASE FOR PRODUCTION	4/30/65		JL				
	A	NOTCH AND DIMS. 1" & 1/8" ADDED.	3/9/65/12350		JL				

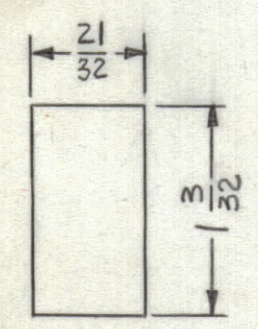
METAL STAMP TMC PART NO. 1/8 HIGH GOTHIC.  
WITH LATEST REV LETTER

HOLE	DESIGNATION	REQ
A	SEE "A" DETAIL	5
B	SEE "B" DETAIL	4
C	SEE "C" DETAIL	1
D	SEE "D" PATTERN	1
E	SEE "E" PATTERN	1
F	SEE "F" PATTERN	1
G	13/64 DIA.	6

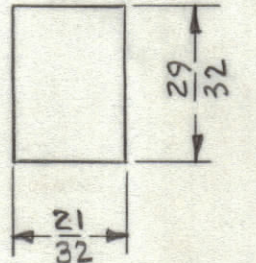
"A" DETAIL



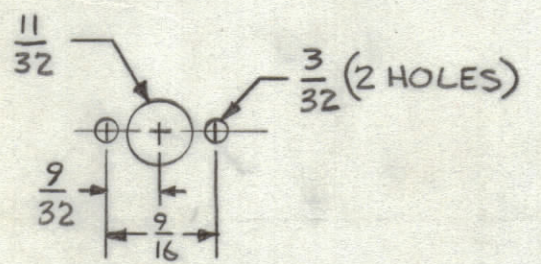
"C" DETAIL



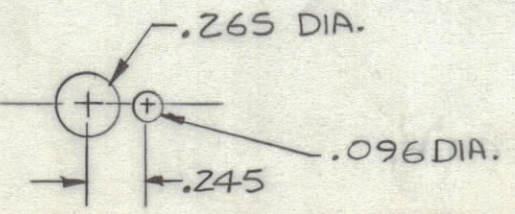
"B" DETAIL



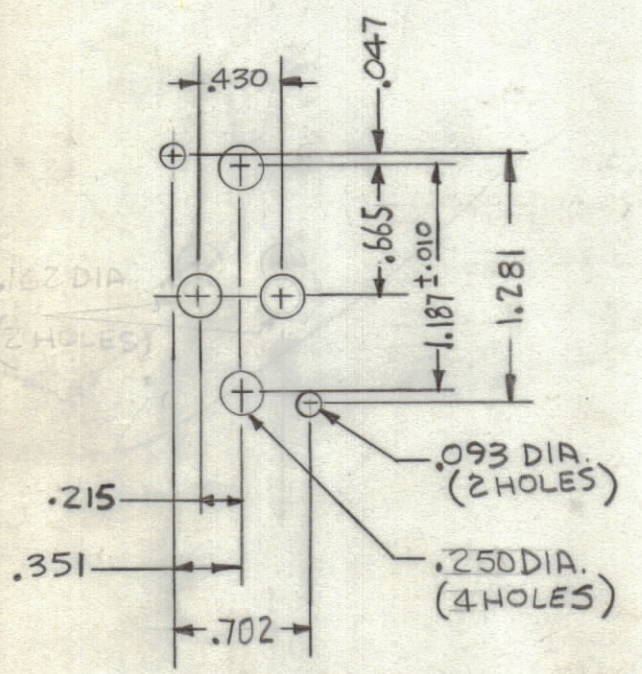
"E" PATTERN



"F" PATTERN



"D" PATTERN



- UNLESS OTHERWISE SPECIFIED:
1. USE MATERIAL THICKNESS FOR MAXIMUM RADIUS ON ALL BENDS
  2. ALL ANGULAR BENDS 90 DEGREES
  3. REMOVE ALL BURRS AND SHARP EDGES
  4. MOUNT INSERTS AFTER FINISHING

NOTES

Q'TY/UNIT	MODEL USED ON	ASS'Y. NO.
	LRCD-1	
	LRCD-1	
SCALE	CODE	
Do Not Scale		

THE CONTENTS OF THIS DRAWING ARE THE EXCLUSIVE PROPERTY OF THE TECHNICAL MATERIEL CORP. ITS UNAUTHORIZED USE OR REPRODUCTION IN WHOLE OR IN PART IS STRICTLY FORBIDDEN.

REF: LD1877

REQ'D.	ITEM	PART NUMBER	DESCRIPTION	SYMBOL
F.E. EATON LIST OF MATERIAL				
MATERIAL		.064 THK. ALUMINUM 5052-H32		
FINISH		YELLOW IRIDITE S404		
UNLESS OTHERWISE SPECIFIED DIMENSIONS ARE IN INCHES AND INCLUDE CHEMICALLY APPLIED OR PLATED FINISHES		TITLE		
		PLATE, RELAY MTG		
DRAWN	DATE	FINAL APPROVAL	DATE	
E. UZZO	4-15-65	F. E. Eaton	4/20/65	
CHECKED	DATE			
JOB	4/20/65			
ELECT. DES.	DATE	MS4516		
MECH. DES.	DATE			
	4/30/65			
SHEET				REV. LTR.
				A

MS4516  
A