

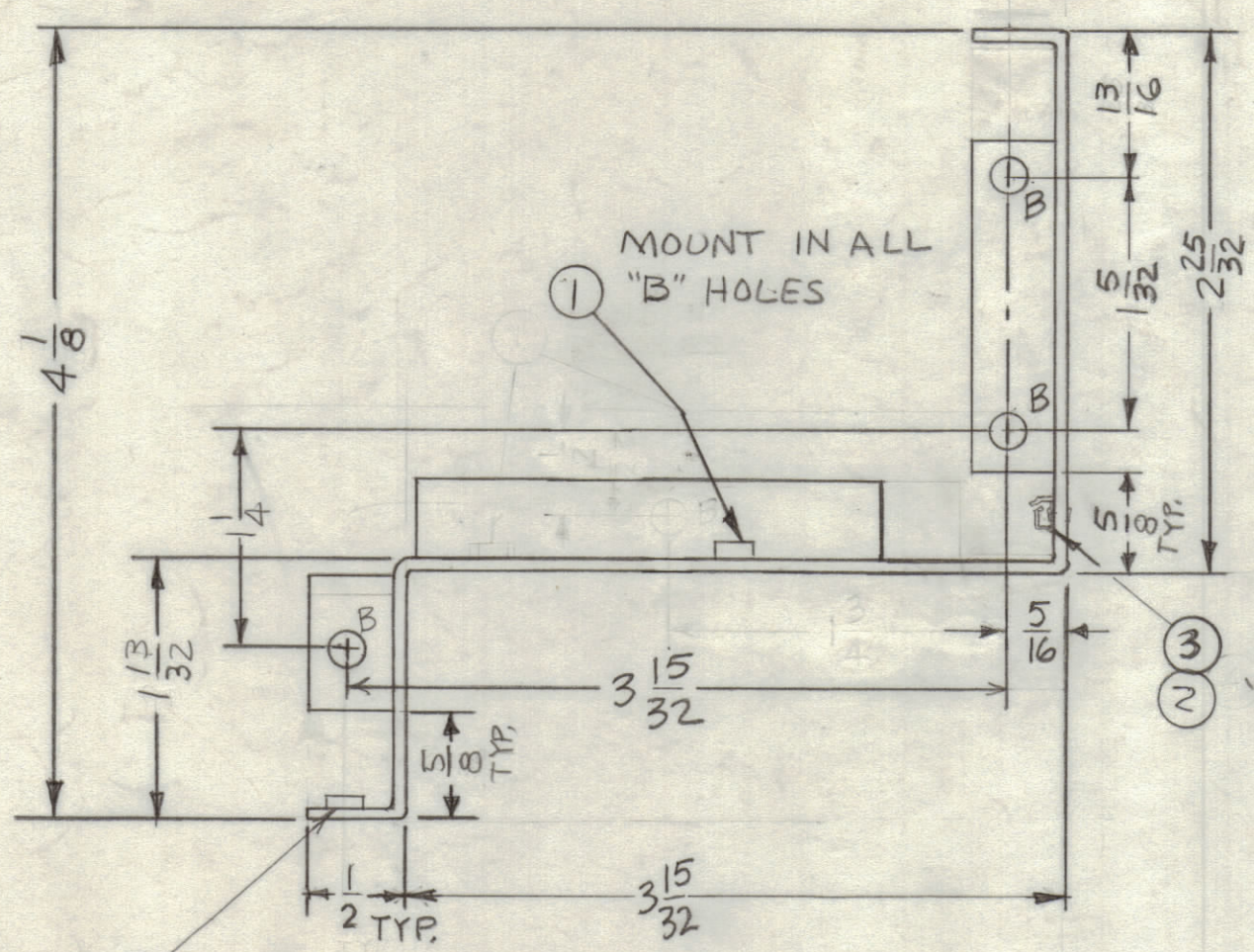
4

3

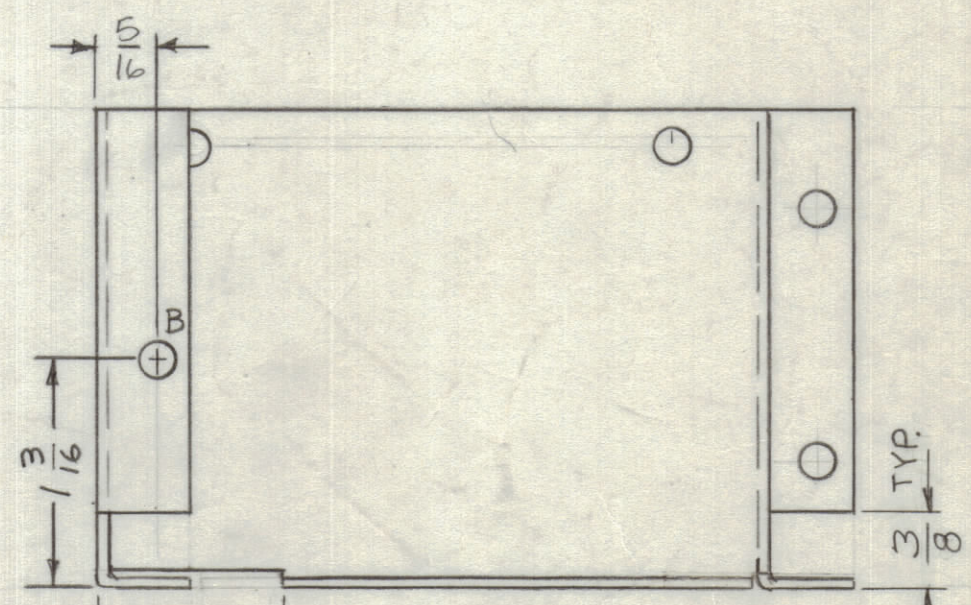
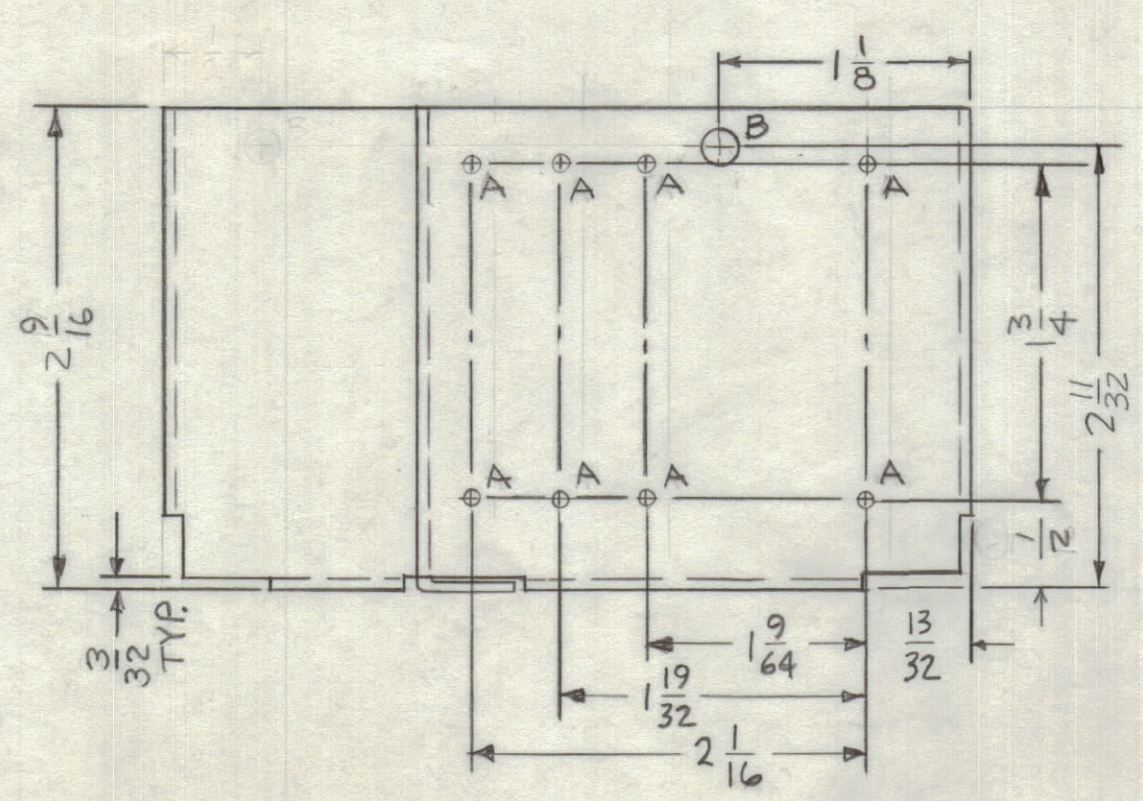
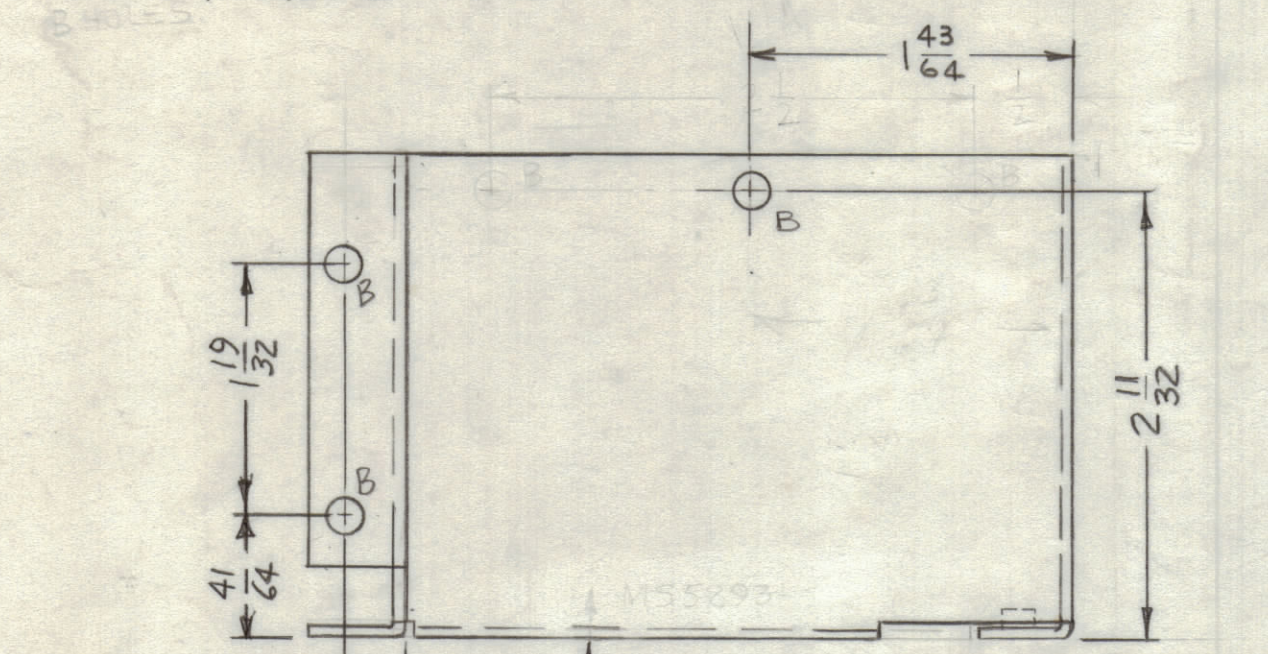
2

1

REVISIONS						
ZONE	LTR	DESCRIPTION	DATE	E.M.N.NO	DRAFT	CHKD APPD
	X1	"B" HOLE QTY WAS 9	10/4/67		JL	
	X2	"A" HOLE LOC. DIM. WAS 7/16	12/14/67		JL	
	X3	DELETED "A" B HOLE	2.15.68		HS	
	Ø	ORIGINAL RELEASE FOR PRODUCTION	11-7-68		R.G.	



HOLE	DESCRIPTION	REQ
A	.067 DIA.	8
B	.191-.194 DIA.	8



MARK TMC P/N (M55293-) 1/8" HIGH  
GOTHIC W/LATEST REV.  
LETTER (INSIDE)

- UNLESS OTHERWISE SPECIFIED:
- USE MATERIAL THICKNESS FOR MAXIMUM RADIUS ON ALL BENDS
  - ALL ANGULAR BENDS 90 DEGREES
  - REMOVE ALL BURRS & SHARP EDGES
  - MOUNT INSERTS AFTER FINISHING

1	HFRR-4	
QTY / UNIT	MODEL USED ON	ASS'Y NO.
APPLICATION		
	CODE A	S401-451

NOTICE TO PERSONS RECEIVING THIS DRAWING  
THE TECHNICAL MATERIEL CORPORATION claims proprietary right in the material disclosed hereon. This drawing is issued in confidence for engineering information only and may not be reproduced or used to manufacture anything shown hereon without permission from THE TECHNICAL MATERIEL CORPORATION to the user. This drawing is loaned for mutual assistance and is subject to recall at any time.

UNLESS OTHERWISE SPECIFIED DIMENSIONS ARE IN INCHES AND INCLUDE CHEMICALLY APPLIED OR PLATED FINISHES

TOLERANCES ON  
 DECIMALS .X ± .05  
 .XX ± .01  
 .XXX ± .005  
 FRACTIONS ± 1/64  
 ANGLES ± 0° -30'

MATERIAL .062 ALUMINUM  
5052-H 32  
FINISH S404 YEL IRIDITE

QTY. REQ.	ITEM	PART NO.	DESCRIPTION	SYMBOL
8	3	EY100-5	EYELET MTL	A
4	2	CU157-2	RETAINER, PC BD	A
8	1	NT129-632-4	NUT, PLAIN, SPLINE	B

HOGAN (ZETENA) LIST OF MATERIAL SK 3252-003-40

FINAL APPROVAL [Signature] DATE 11/8/68  
 MECH. DES. M. ZETENA DATE  
 ELECT. DES. DATE  
 CHECKED [Signature] DATE 12/12/67  
 DRAWN JL DATE 10/2/67

THE TECHNICAL MATERIEL CORP.  
MAMARONECK, NEW YORK

SIDE, RIGHT,  
COUNTER READOUT

SIZE	CODE IDENT. NO.	DWG NO.	ISSUE
C	82679	M55293	Ø
SCALE		SHEET	OF

4

3

2

1