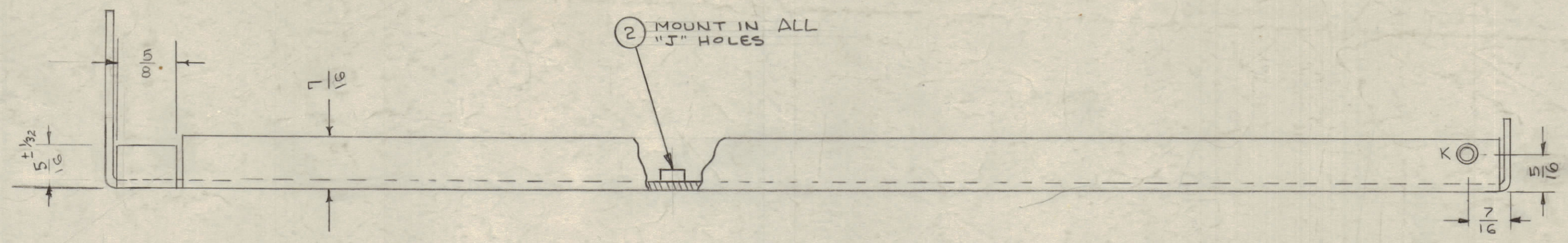


IF IT IS FOUND DESIRABLE TO CHANGE ANY TOLERANCE OR OTHER DETAIL SPECIFIED ON THIS DRAWING NOTIFY THE PURCHASER PROMPTLY.
 MAXIMUM ALLOWABLE TOLERANCES HAVE BEEN DETERMINED AND DEVIATIONS WILL BE CAUSE FOR REJECTION. REMOVE ALL BURRS AND SHARP EDGES.

NOTICE TO PERSONS RECEIVING THIS DRAWING

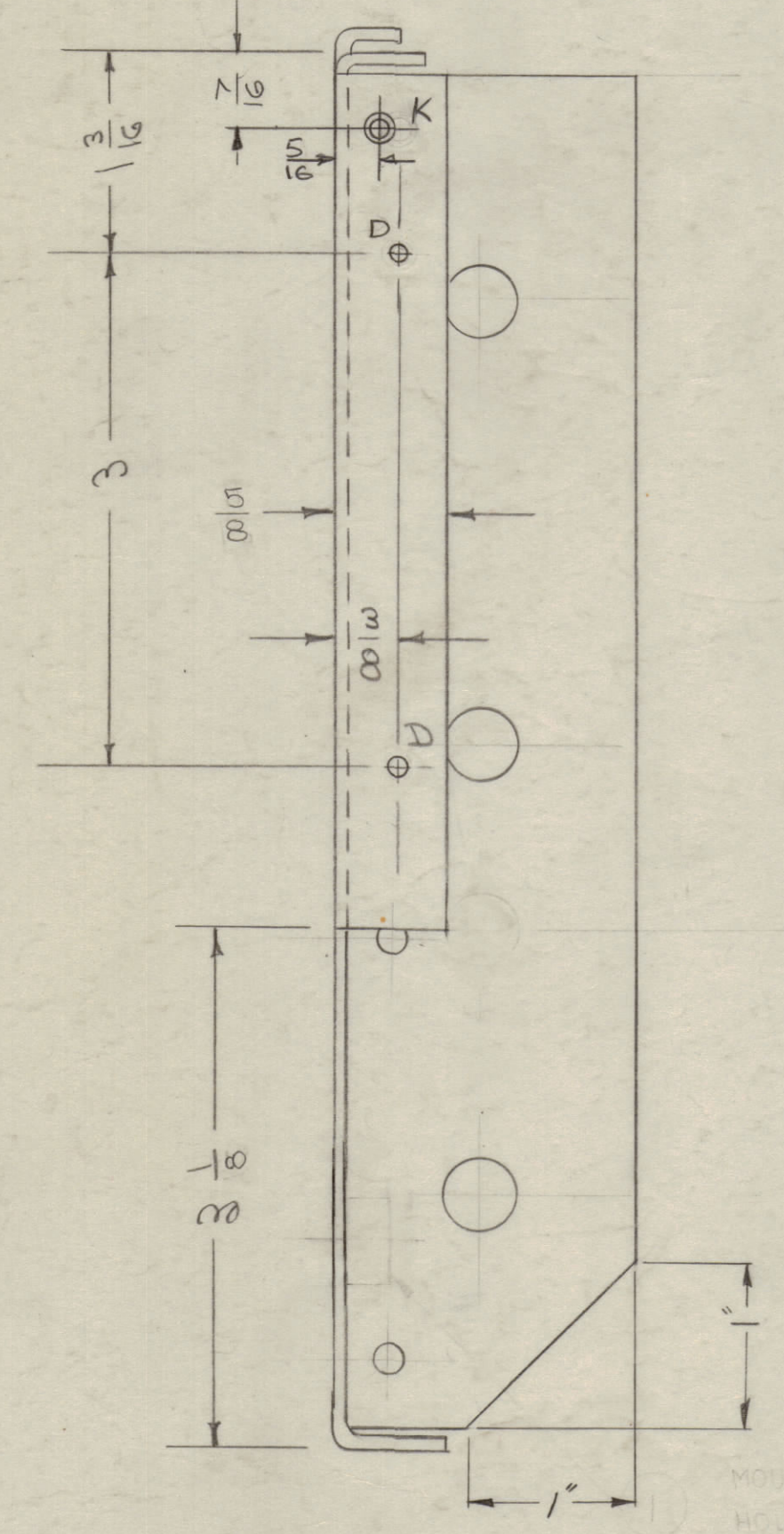
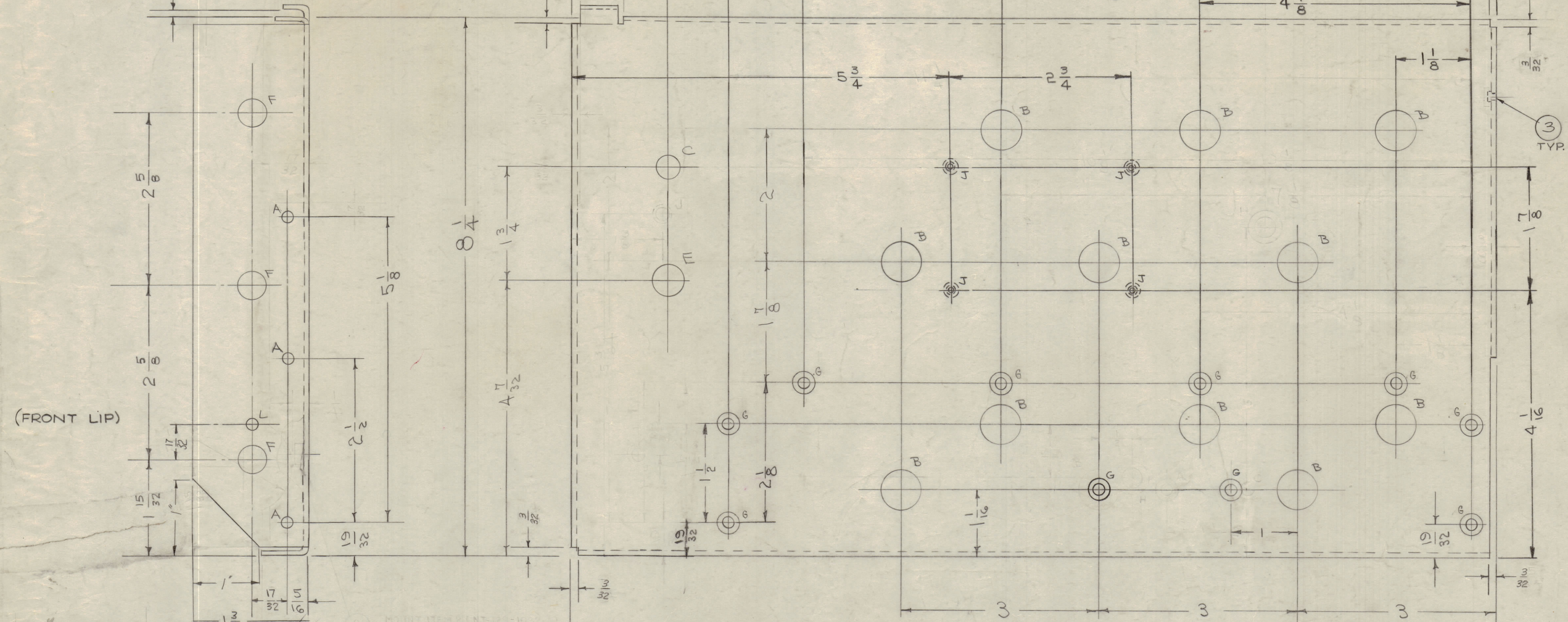
THE TECHNICAL MATERIEL CORPORATION claims proprietary right in the material disclosed herein. This drawing is issued in confidence for engineering information only and may not be reproduced or used to manufacture anything shown hereon without permission from THE TECHNICAL MATERIEL CORPORATION to the user. This drawing is loaned for mutual assistance and is subject to recall at any time.

Property of:
 THE TECHNICAL MATERIEL CORPORATION
 MAMARONECK, NEW YORK



HOLE	REQ
A - 3/16 (.1875) D.	3
B - 5/8 (.625) D.	11
C - 3/8 (.375) D.	1
D - 1/2 (.500) D. (SEE ITEM #3)	5
E - 1/2 (.500) D.	1
F - 7/16 (.4375) D.	3
G - DRILL + CTSK. FOR G-32 FH. SCREW	10
J - .250-.253 DIA.	4
K - #6-32 DR #6XFH.D. SCR	2
L - 1/64 DIA.	1

.064 CLEARANCE



(FRONT LIP)

REV	DESCRIPTION	DATE	CN. NO.	DRAFTS	CHECKER	ENG. APP.
P	11-1/4 DIM. WAS 14-1/4.	2-17-85	3542			
N	4 (D) HOLE ADDED. DELETED					
N	3 (3) 1/2" HOLES ADDED. (O) RELOCATED	7-14-84	11828			
N	2 (T) (E) WAS NT-129-1032-4. 1-REQ					
N	1 (U) WAS NT-129-524-6 DELETED					
M	1 DWG UPDATED	9/16/83	10197			
L	1 (K) HOLES WERE 8-32 DIES	2-28-84	4254	RLK		
K	1 (D) HOLES WERE 6-32 TAP	9-2-80	2905			
J	2 RELOCATE "H" HOLES	4/2/84	2175			
J	1 ADD (2) 1/2" HOLES					
H	1 5/8 WAS 1/2	3-22-80	1919			
G	1 NT-129-524-6 WAS NT-129-518-6	2-1-80	1824			
F	5 1" WAS 2"	1-22-80	1798			
F	4 NINE "A" & ONE "B" HOLES DELETED					
F	3 NINE "G" HOLES ADDED					
F	2 ONE "H" & ONE "I" HOLE ADDED					
F	1 ADDED (1) 1/2" HOLES					
E	1 S-404 IRIDITE WAS	12-1-85	1001	AB		EMN
E	2 S-101 CAUSTIC DIP					
D	2 3" F" HOLES ADDED	8/2/84	4	VB		
D	1 FRONT LIP WAS 1/32					
C	2 E HOLE ADDED	7/18/80	3	CSB	HH	WJ
C	1 C HOLE ADDED					
B	1 3/32 DIMENSIONS WERE 9/64					
A	4 5/8 LIP WAS 1/2					
A	3 1/32 LIP WAS 5/8					
A	2 CUTOUT ADDED TO FRONT LIP	1/24/80	1			
A	1 C HOLE DELETED					

ISSUE	ITEM	CHANGED FROM	DATE	CN. NO.	DRAFTS	CHECKER	ENG. APP.

TOLERANCES	SCALE:
ALL DEC. DIM. ±	DRILL, PUNCH, COMMERCIAL STOCK
OTHERS FRAC. DIM. ± 1/64	SIZES AND MANUFACTURERS
ANGULAR DIM. ±	TOLERANCES ARE NOT INCLUDED.

REQ PER UNIT	MODEL	PROJECT NO.	ASSY. NO.	DATE
1	GPR90RXD			
1	GPR (R)	297		4-8-55

REQ. ITEM	PART NO.	DESCRIPTION	SYMBOL
5	3 NT-129-632-4	NUT, ROUND SWAGE TYPE	D
4	2 NT-129-1032-4	NUT, ROUND, SWAGE TYPE	J
#	1		

THE TECHNICAL MATERIEL CORP.
 MAMARONECK, NEW YORK

ALUMINUM # SIDE PLATE, RIGHT

MATERIAL WEIGHT PER PC. 5052-H32 GPR (R)

TYPE & TEMPER. CD. 4-8-55

HEAT TREAT. SPEC. #

FINISH & SPEC. NO. S-404 IRIDITE

MS-638 5