IF IT IS FOUND DESIRABLE TO CHANGE ANY TOLERANCE OR OTHER DETAIL SPECIFIED ON THIS DRAWING NOTIFY THE PURCHASER PROMPTLY.

MAXIMUM ALLOWABLE TOLERANCES HAVE BEEN DETERMINED AND DEVIATIONS WILL BE CAUSE FOR REJECTION. REMOVE ALL BURRS AND SHARP EDGES

NOTICE TO PERSONS RECEIVING THIS DRAWING

THE TECHNICAL MATERIEL CORPORATION claims proprietary right in the material disclosed hereon. This drawing is issued in confidence for engineering information only and may not be reproduced or used to manufacture anything shown hereon without permission from THE TECHNICAL MATERIEL CORPORATION to the user. This drawing is loaned for mutual assistance and is subject to recall at any time.

Property of:
THE TECHNICAL MATERIEL CORPORATION
MAMARONECK, NEW YORK

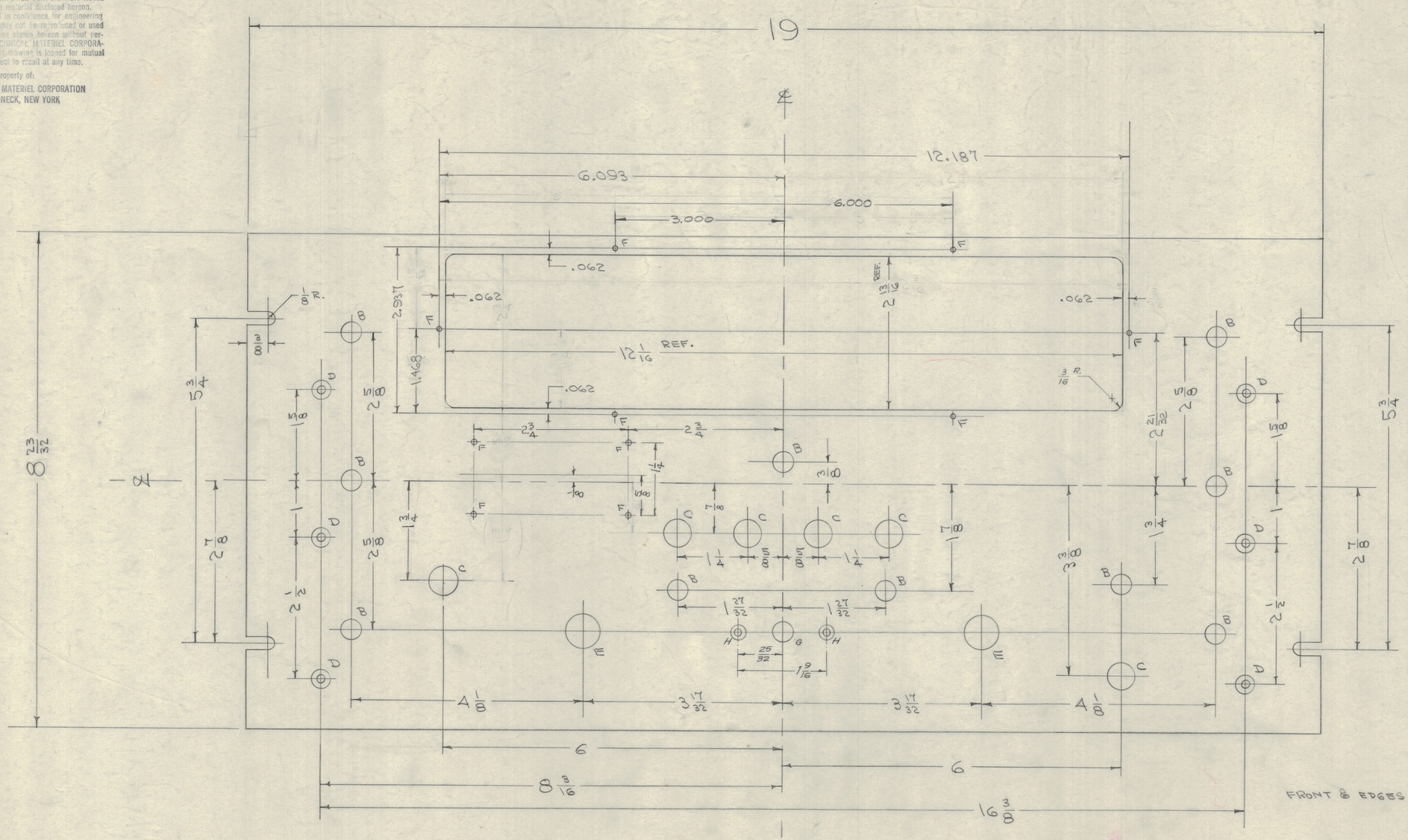

FRONT OF PANEL

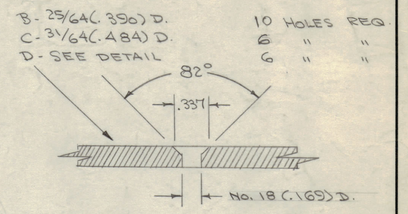

E - 5/8 (.625) D. 2 HOLES REQ.
F - No 47 (.078) D. 10 " "
G - 17/32 (.531) D. 1 " "

H - Drill & C'sink for No. 6-32 FHS - 2 Req.

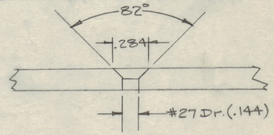

FRONT & EDGES ONLY

NOTE: FINISH
S-404 IRIDITE
S-114 ZINC CHROMATE PRIMER
S-115 SMOOTH GRAY ENAMEL
OR - PRIME & PAINT TO CUSTOMERS SPECIFICATION.

ISSUE	ITEM	CHANGED FROM	DATE	CN. NO.	DRAFTS	CHECKER	ENG. APP.
H	1	S-404 IRIDITE WAS S-101 CAUSTIC DIP	12/6/58	1001	AG		EMN
G	1	TWO "H" HOLES ADDED TO ACCOM. NEW LOCATION OF DETENT / S WAS 13/32	7/22/68	7	16	MAD	
F	1	2 27/32 WAS 2 11/16	7/7/67	C	MB	MAD	
E	1	NAME PLATE HOLES ADDED & MOVED	4/26/67	5	MB	MAD	
D	1	DIMENSIONS & DIMENSIONING CHGD	10/24/66	4	[illegible]	MAD	
C	1	"C" HOLE ADDED	6/15/66	3	MAD	[illegible]	
B	2	3/16 R. ADDED	8/[illegible]	2		MAD	
	1	"G" HOLE WAS "B"	8/[illegible]			MAD	
A	1	#47 DRILL WAS #50	6/11/55	1	AB	MAD	

TOLERANCES

ALL OTHERS	DEC. DIM. ± .005	
	FRAC. DIM. ± 1/64	
	ANGULAR DIM. ±	

SCALE:

DRILL, PUNCH, COMMERCIAL STOCK SIZES AND MANUFACTURERS TOLERANCES ARE NOT INCLUDED.

FORM — 111

REF. DWG. LD-216-2

REQ.	ITEM	PART NO.	DESCRIPTION	SYMBOL
		3/16 THK.	THE TECHNICAL MATERIEL CORP. MAMARONECK, NEW YORK	
		STOCK SIZE		
		ALUMINUM	FRONT PANEL, RACK	
		MATERIAL / WEIGHT PER PC.	GPR (R)	
		24S T3		
		TYPE & TEMPER	CDD. 4-11-55	
		"	DRAWN / ELEC. DES. APP. / MECH. DES. APP.	
		HEAT TREAT. SPEC.	CHECKED / FINAL APPROVAL	
		SEE NOTE		
		FINISH & SPEC. NO.	MS-641	H

REQ PER UNIT	MODEL	PROJECT NO.	ASS'Y. NO.	DATE
1	GPR (R)	297		A-11-55

USED ON

MS-641 H