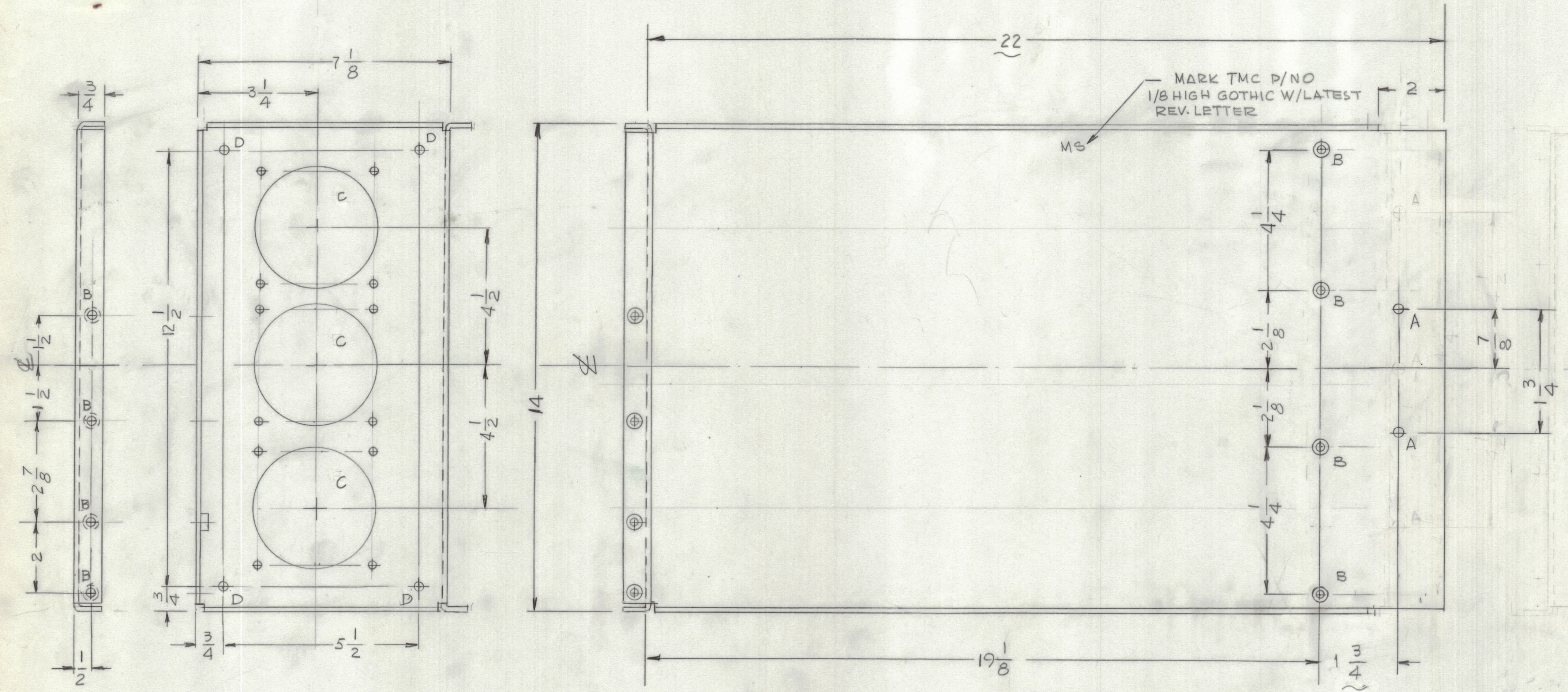


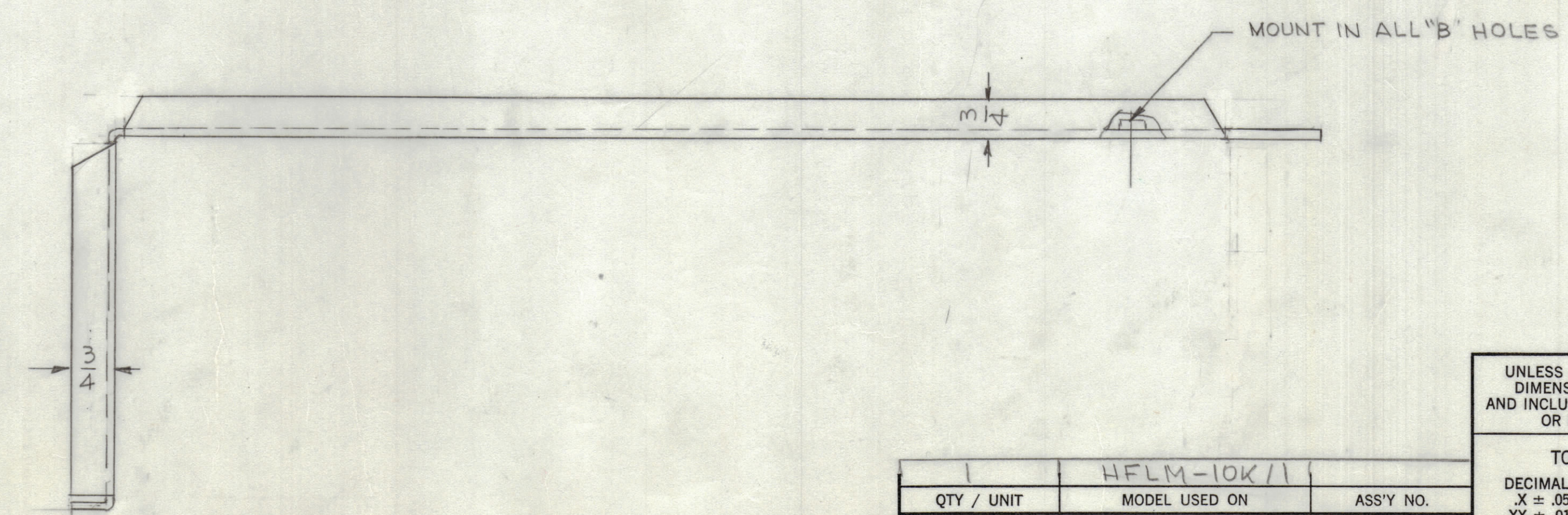
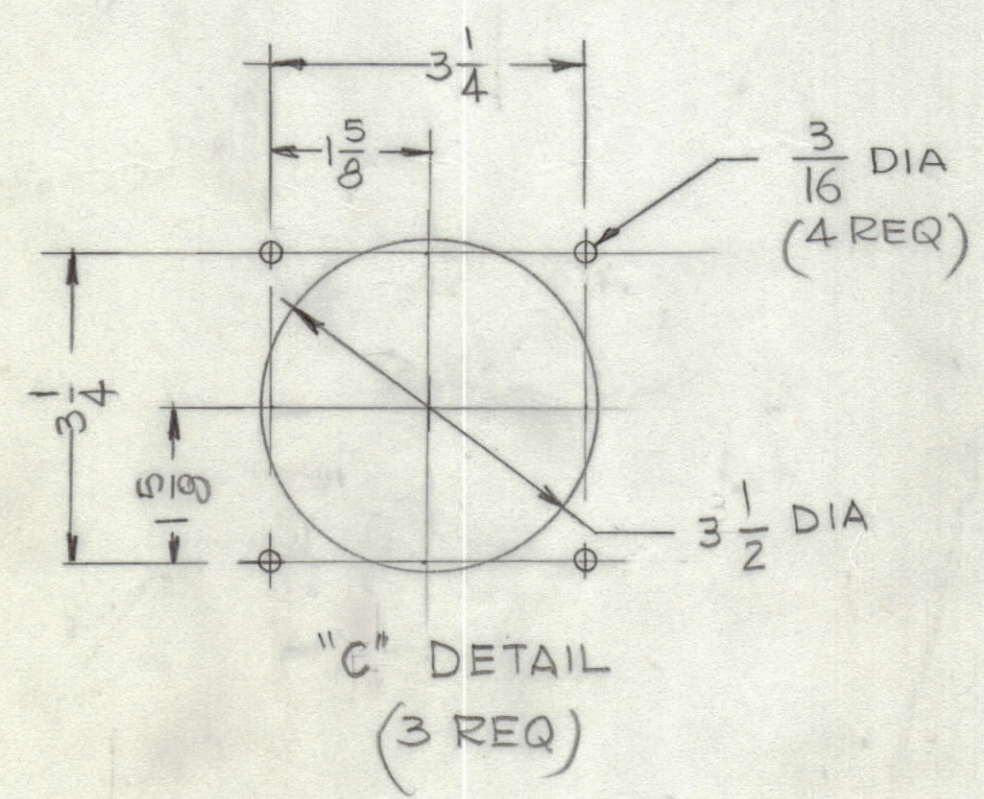
REVISIONS					
E.M.N.NO	DRAFT	CHKD	ZONE	LTR	
DESCRIPTION				DATE	APPROVED
X EXP. RELEASE				9-76	



- HOLES
- A - 13/64 DIA 4 REQ
  - B - .250 - .254 DIA 8 REQ
  - C - SEE DETAIL 3 REQ
  - D - 15/64 DIA 4 REQ

UNLESS OTHERWISE SPECIFIED:

1. USE MATERIAL THICKNESS FOR MAXIMUM RADIUS ON ALL BENDS.
2. ALL ANGULAR BENDS 90 DEGREES.
3. REMOVE ALL BURRS AND SHARP EDGES.
4. MOUNT INSERTS AFTER FINISHING.



1	HFLM-10K/1	
QTY / UNIT	MODEL USED ON	ASS'Y NO.
	APPLICATION	
	CODE	

UNLESS OTHERWISE SPECIFIED DIMENSIONS ARE IN INCHES AND INCLUDE CHEMICALLY APPLIED OR PLATED FINISHES

TOLERANCES ON

DECIMALS	FRACTIONS
.X ± .05	± 1/64
.XX ± .01	ANGLES
.XXX ± .005	± 0° - 30'

MATERIAL 1/8 THK ALY 5052- H32

FINISH 5404 YEL IRIDITE

8	1	NT129-1032-6	NUT, ROUND SWAGE TYPE	B
QTY. REQ.	ITEM	PART NO.	DESCRIPTION	SYMBOL
LIST OF MATERIAL				
THE TECHNICAL MATERIEL CORP. MAMARONECK, NEW YORK				
PLATE, MTG RESISTORS				
SIZE CODE IDENT NO. DWG NO.			ISSUE	
D 82679 MS 6685			1	
SCALE 1/2			SHEET OF	