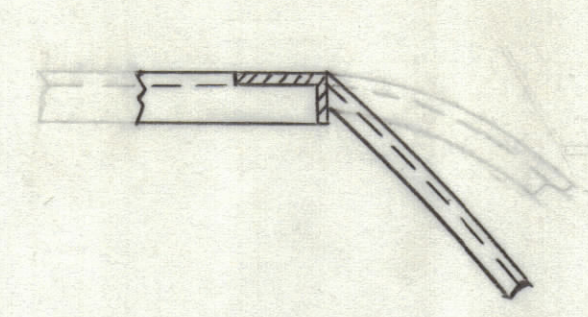
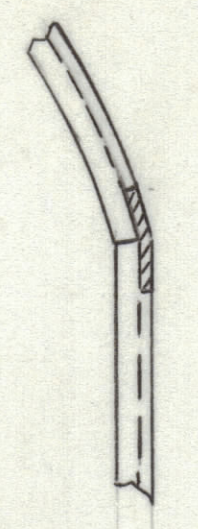


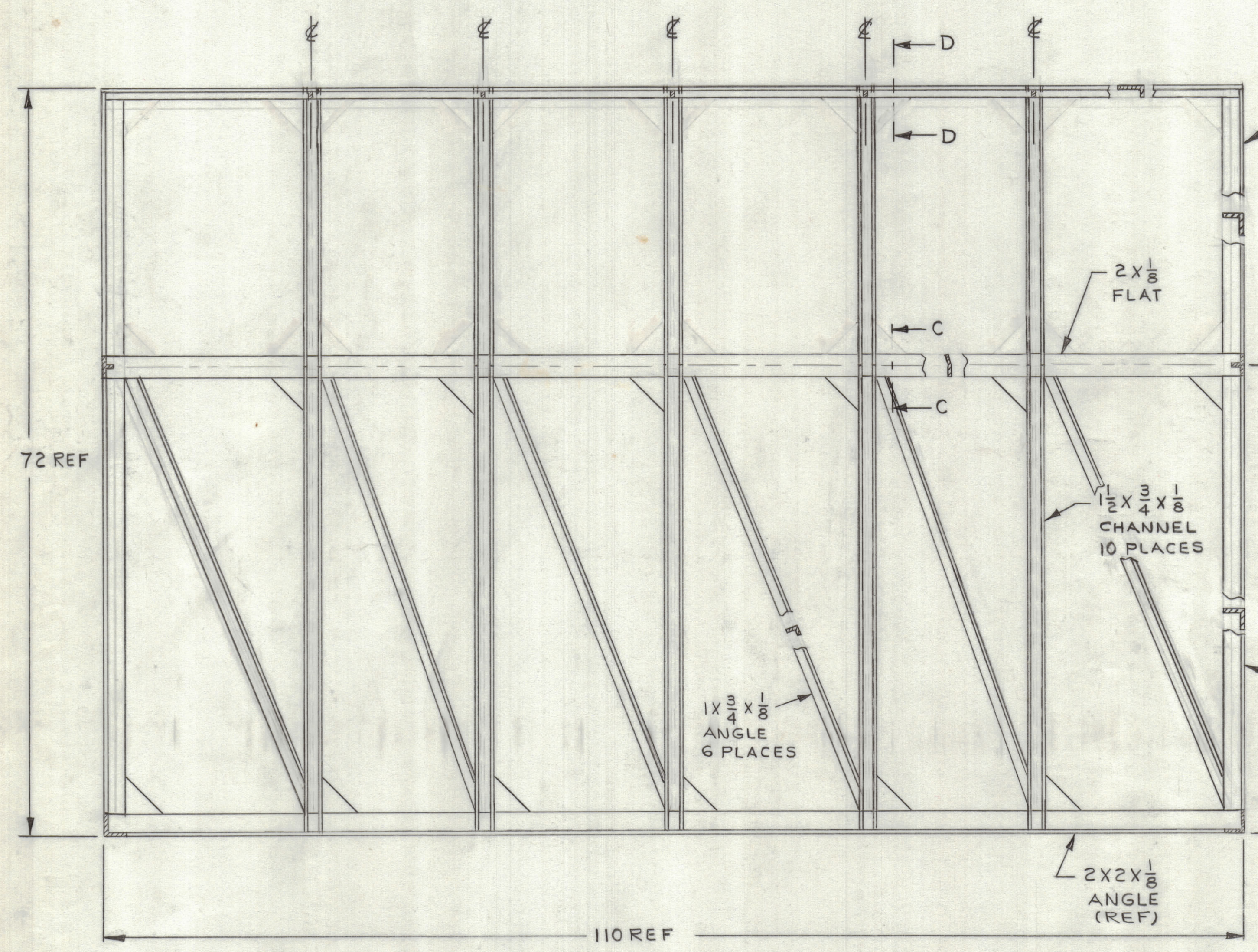
ZONE		LTR		DESCRIPTION		REVISIONS		DATE	E.M.N.NO	DRAFT	CHKD	APPD



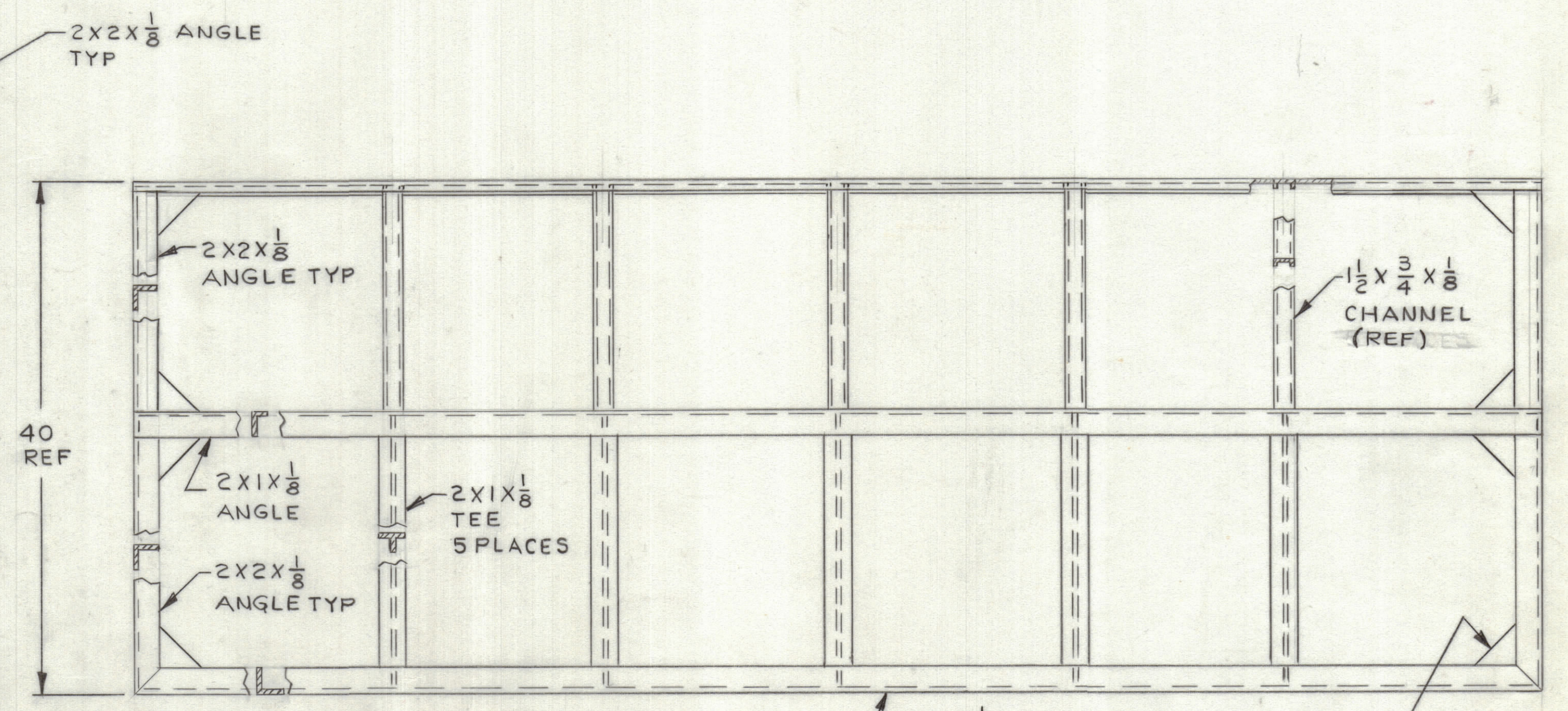
VIEW D-D
SCALE 1/4
TYP 5 PLACES



VIEW C-C
SCALE 1/4
TYP 5 PLACES



VIEW E-E
(INSIDE, REAR)



VIEW B-B
(TOP)

- NOTES:
SEE MS8044 FOR NOTES
2. HELIARC ALL JOINTS
3. GRIND FLUSH OUTSIDE EDGES
4. 1 1/2 x 3/4 x .125 - AND J0137 - CHANNEL
5. 2x2x.125 AND ANGLE
6. 2x1x.125 AND ANGLE

7. ZINC CHROMATE CONVERSION COATING PER MIL-C-5541.
8. ZINC CHROMATE PER MIL-R-8585A.
REF: MS 8045, TOP & REAR
MS 8043, BASE

QTY / UNIT	MODEL USED ON	ASSY NO.
	APPLICATION	
	CODE	

UNLESS OTHERWISE SPECIFIED DIMENSIONS ARE IN INCHES AND INCLUDE CHEMICALLY APPLIED OR PLATED FINISHES

TOLERANCES ON
DECIMALS .X ± .05
.XX ± .01
.XXX ± .005
FRACTIONS ± 1/64
ANGLES ± 0° - 30'

MATERIAL 6061-T6
ALUM .125 THK
FINISH
SEE MS 8044

QTY. REQ.	ITEM	PART NO.	DESCRIPTION	SYMBOL
LIST OF MATERIAL				
FINAL APPROVAL		DATE	THE TECHNICAL MATERIEL CORP. MAMARONECK, NEW YORK CABINET SPT-3KVHF TOP AND REAR	
MECH. DES.		DATE		
ELECT. DES.		DATE		
CHECKED		DATE	SIZE CODE IDENT.NO. DWG NO.	
DRAWN		DATE	ISSUE	
			D 82679 MS 8045	
			SCALE 1/8 SHEET 2 OF 3	