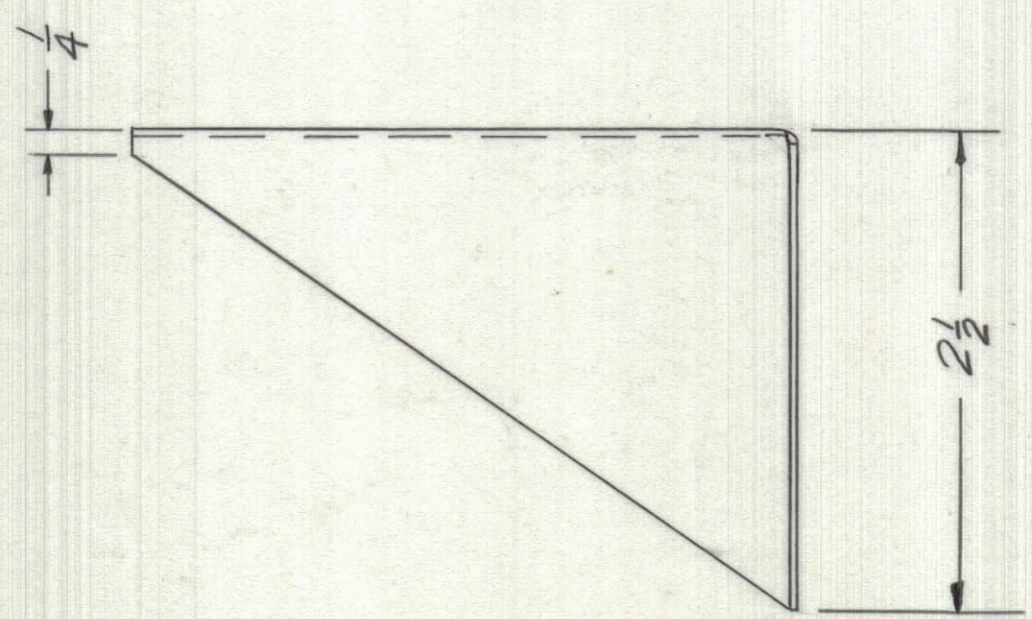
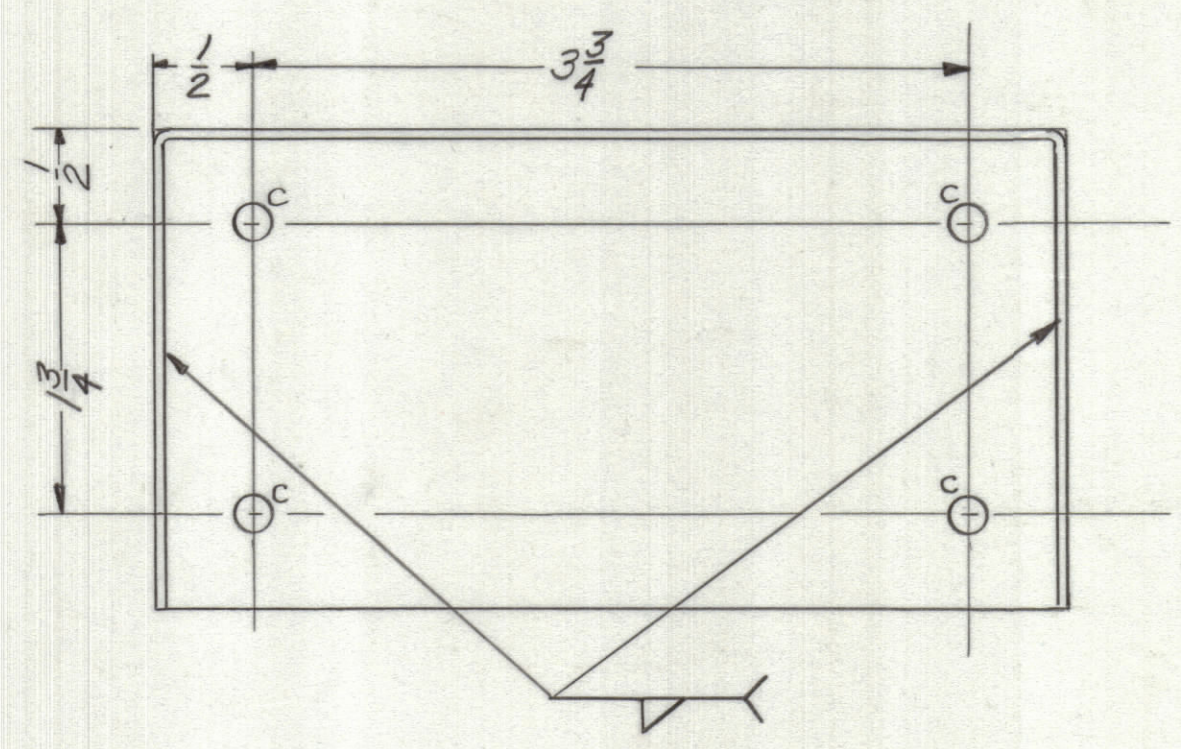
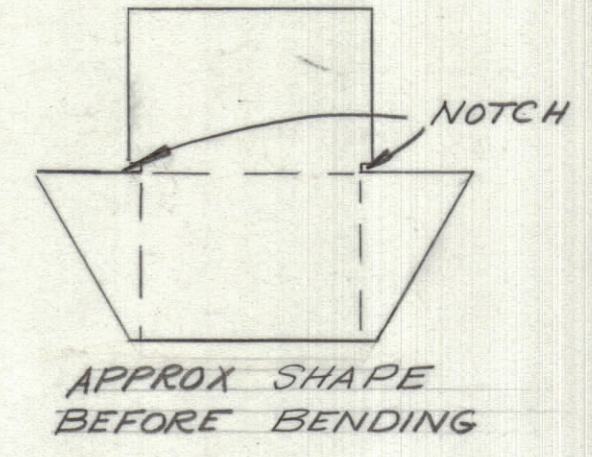
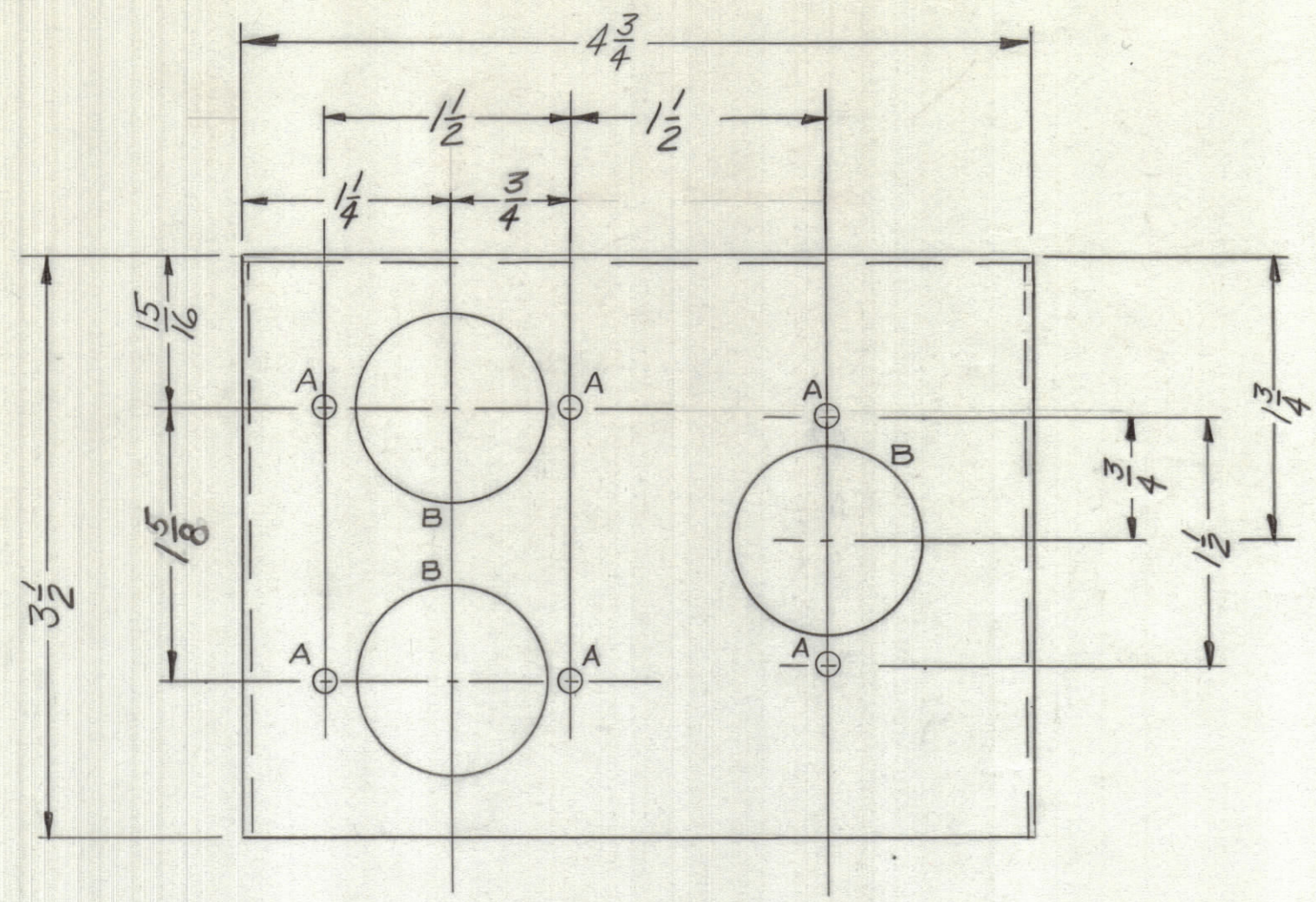


REVISIONS						
ZONE	LTR	DESCRIPTION	DATE	E.M.N.NO	DRAFT	CHKD APPD
		ORIGINAL RELEASE FOR PRODUCTION	8/20/70		PG	



- HOLE
- A. (6) #27 DRILL
 - B. (3) 1 1/8 DIA
 - C. (4) #10 DRILL

3 / 12	QTY / UNIT	MODEL USED ON	ASS'Y NO.
APPLICATION			
CODE			
NOTICE TO PERSONS RECEIVING THIS DRAWING			
THE TECHNICAL MATERIEL CORPORATION claims proprietary right in the material disclosed hereon. This drawing is issued in confidence for engineering information only and may not be reproduced or used to manufacture anything shown hereon without permission from THE TECHNICAL MATERIEL CORPORATION to the user. This drawing is loaned for mutual assistance and is subject to recall at any time.			

UNLESS OTHERWISE SPECIFIED DIMENSIONS ARE IN INCHES AND INCLUDE CHEMICALLY APPLIED OR PLATED FINISHES	
TOLERANCES ON	
DECIMALS	FRACTIONS
.X ± .05	± 1/64
.XX ± .01	ANGLES
.XXX ± .005	± 0° -30'
MATERIAL	.064 ALUM
	5052 - H32
FINISH	5404 IRIDITE

QTY. REQ.	ITEM	PART NO.	DESCRIPTION	SYMBOL
LIST OF MATERIAL				
THE TECHNICAL MATERIEL CORP. MAMARONECK, NEW YORK				
MASTER CONTROL RELAY BRACKET				
SIZE	CODE	IDENT.NO.	DWG NO.	ISSUE
C	82679		MS 8272	Ø
SCALE				SHEET OF

FINAL APPROVAL	DATE
<i>E. Colandi</i>	8/19/70
MECH. DES.	DATE
ELECT. DES.	DATE
CHECKED	DATE
DRAWN	DATE
<i>CB</i>	5-26-68