

IF IT IS FOUND DESIRABLE TO CHANGE ANY TOLERANCE OR OTHER DETAIL SPECIFIED ON THIS DRAWING NOTIFY THE PURCHASER PROMPTLY.

# STANDARD DRAWING

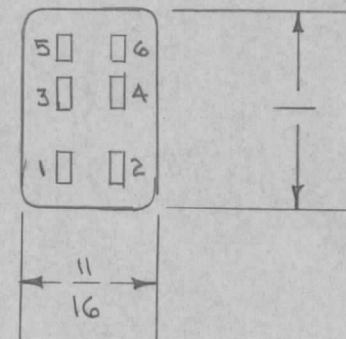
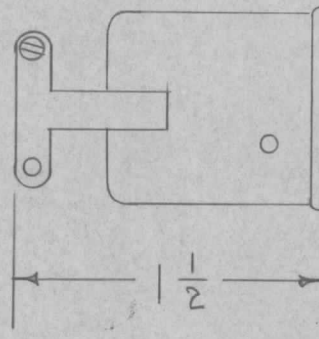
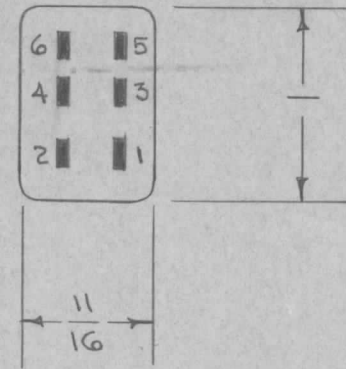
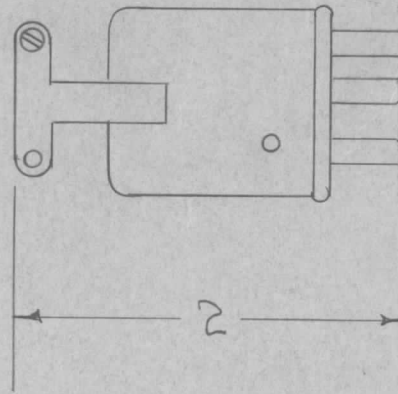
PL-101

MAXIMUM ALLOWABLE TOLERANCES HAVE BEEN DETERMINED AND DEVIATIONS WILL BE CAUSE FOR REJECTION. REMOVE ALL BURRS AND SHARP EDGES

USED ON

MODEL	PROJECT NO.	ASS'Y. NO.	DATE
-------	-------------	------------	------

TMC NO.	CAT. NO	TYPE
PL-101-1	P-306-CCT	MALE
PL-101-2	S-306-CCT	FEMALE



DIMENSIONS FOR REF. ONLY

REF: CINCH JONES MFG. CO.

REQ.	ITEM	PART NO.	DESCRIPTION	SYMBOL
			THE TECHNICAL MATERIEL CORP. MAMARONECK, NEW YORK	
		STOCK SIZE		
			CONNECTOR, 6 PRONG	
		MATERIAL	WEIGHT PER PC.	
		TYPE & TEMPER	C.D.D. 6-29-54	G.T.O
			DRAWN	ELEC. DES. APP. MECH. DES. APP.
		HEAT TREAT. SPEC.	FALSE	FINAL APPROVAL
		FINISH & SPEC. NO.		PL-101

#	#	REDRAWN, NO CHANGE	6/29/54	#	C.D.D.	FALSE	W.D.E.
ISSUE	ITEM	CHANGED FROM	DATE	CN. NO.	DRAFTS	CHECKER	ENG. APP.

TOLERANCES		SCALE	#
ALL OTHERS	DEC. DIM. ± FRAC. DIM. ± ANGULAR DIM. ±	DRILL, PUNCH, COMMERCIAL STOCK SIZES AND MANUFACTURERS TOLERANCES ARE NOT INCLUDED.	