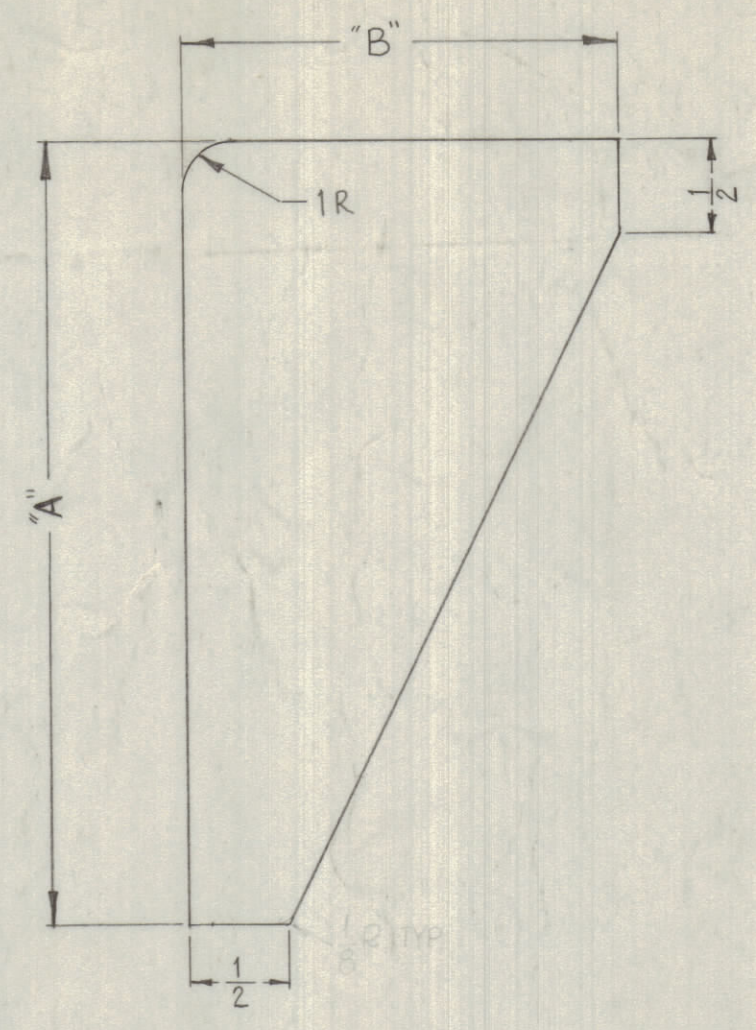
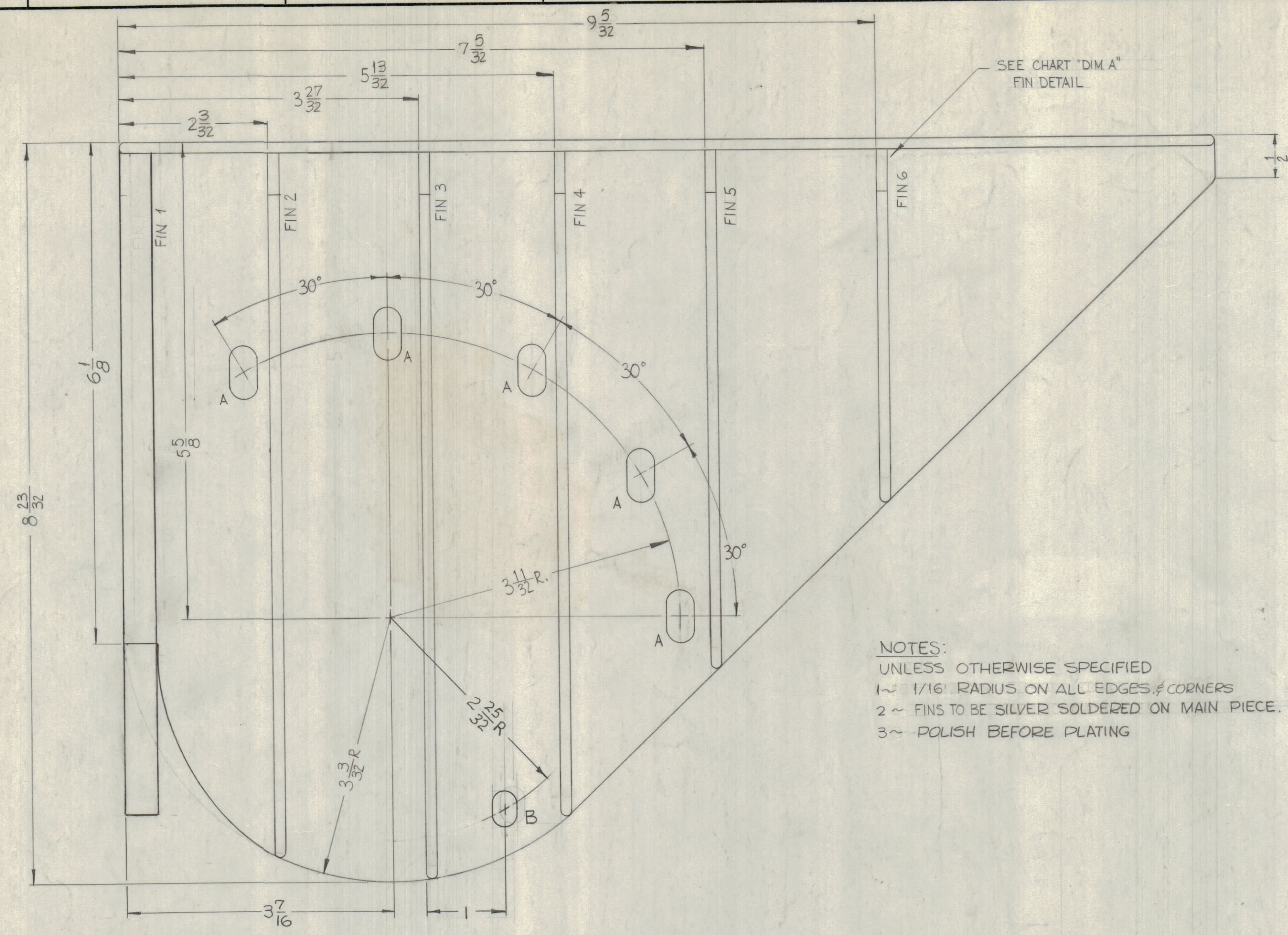


REVISIONS							
ZONE	SYM	DESCRIPTION	DATE	E.M.N. NO.	DRAFT	CHKD	APPD
0		ORIGINAL RELEASE FOR PRODUCTION	5-18-64		JFB		
1	A	"B" SLOT ADDED. (1 PL)	4-30-65	13997	JFB		



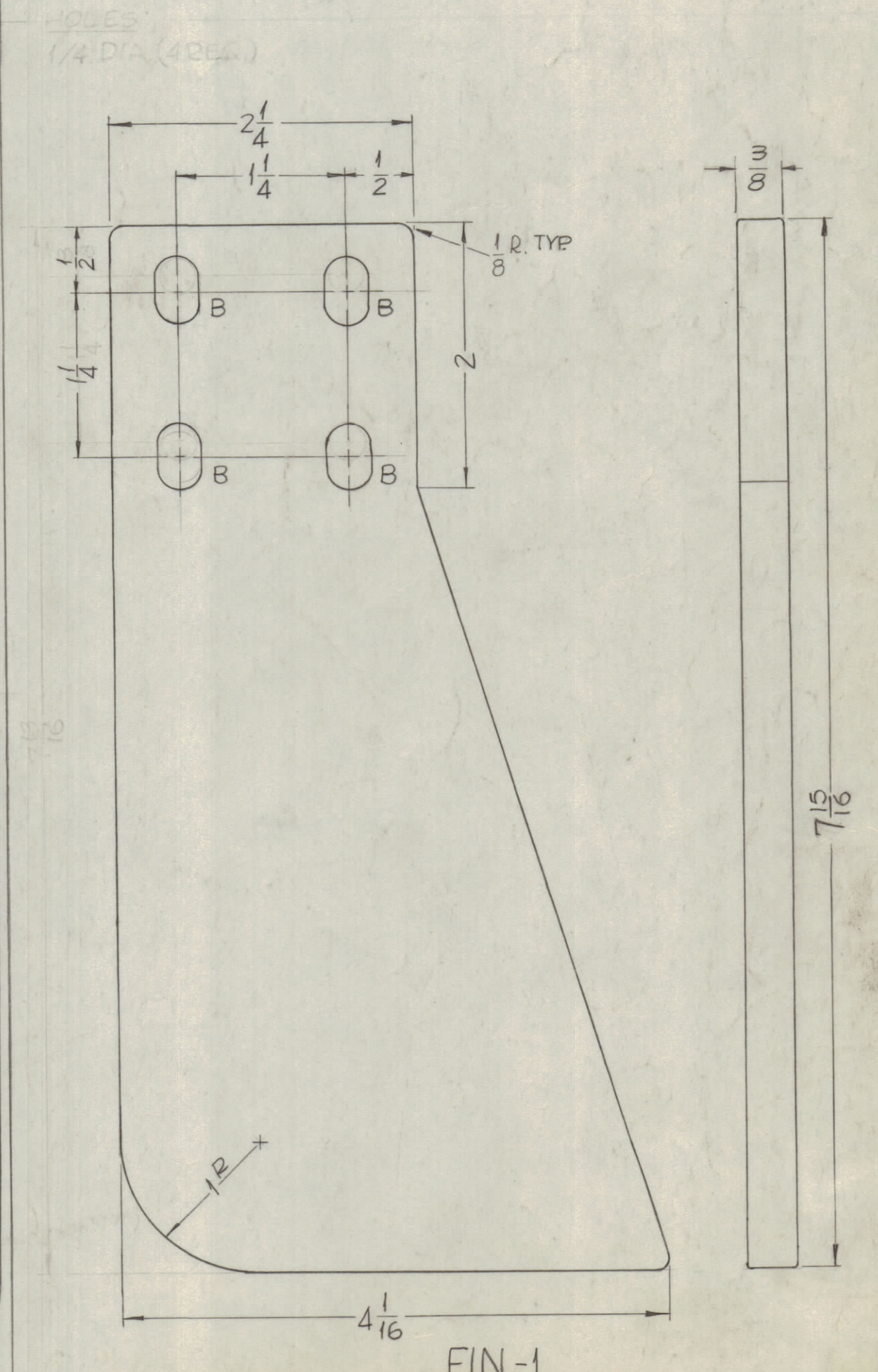
FIN	DIM. A	DIM. B
# 2	8 5/16	5
# 3	8 3/16	5 1/8
# 4	7 13/16	5 1/8
# 5	6	5 1/8
# 6	3 15/16	5 1/8

FINS 2 TO 6


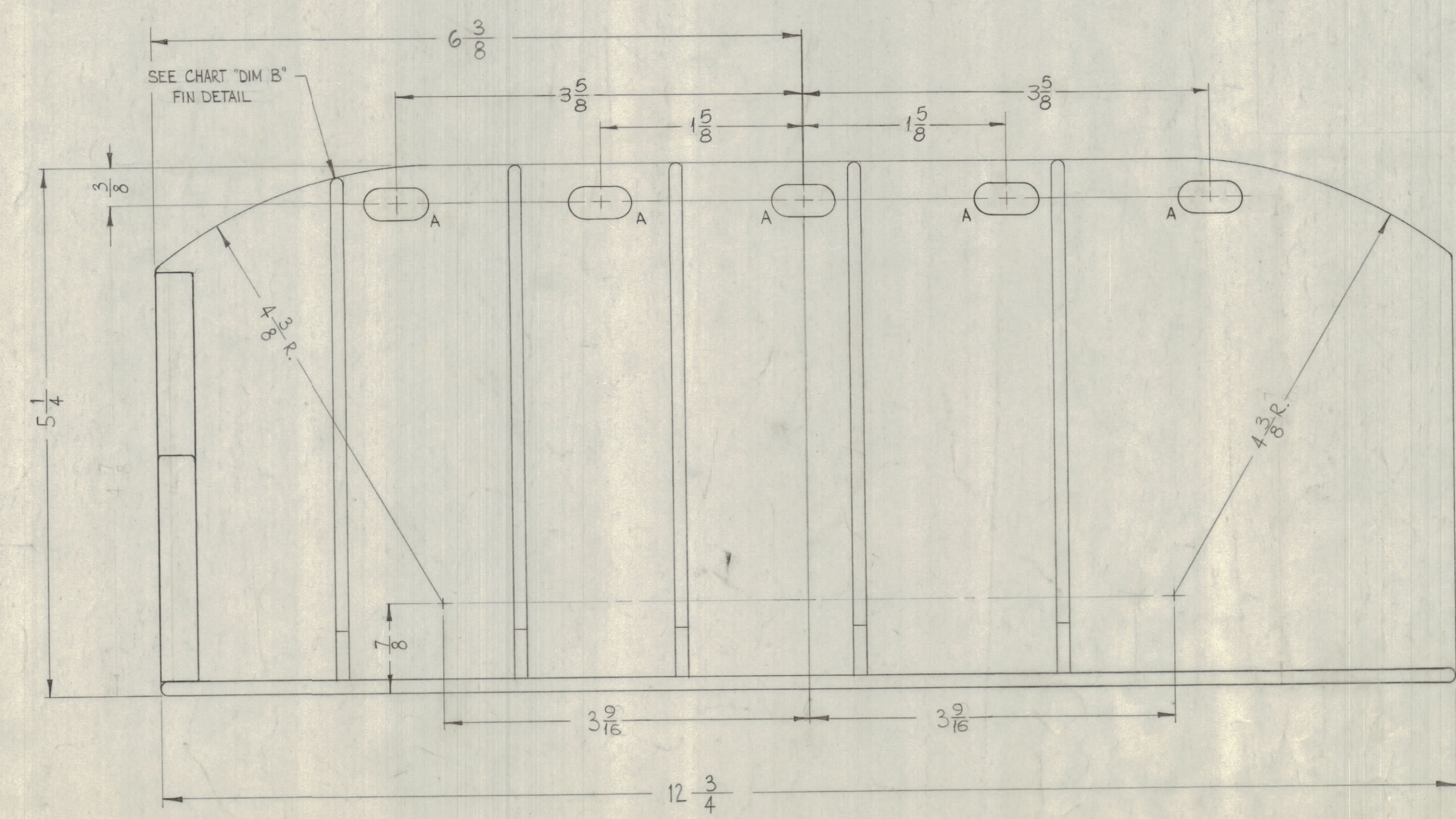
NOTES:
 UNLESS OTHERWISE SPECIFIED
 1 ~ 1/16" RADIUS ON ALL EDGES & CORNERS
 2 ~ FINs TO BE SILVER SOLDERED ON MAIN PIECE.
 3 ~ POLISH BEFORE PLATING

HOLES	DESCRIPTION	REQ.
A	5/16 x 5/8 SLOT	10
B	5/16 x 1/2 SLOT	5

MATERIAL:
 3/8 THK COLD ROLLED COPPER



PM-884 A



REQ'D.	ITEM	PART NUMBER	DESCRIPTION	SYMBOL
	F. BUDETTI		LIST OF MATERIAL	
	MATERIAL	1/8 THICK COPPER COLD ROLLED	THE TECHNICAL MATERIEL CORP. MAMARONECK, NEW YORK	
	FINISH	S-245 SILVER PLATE, BRIGHT	TITLE DEFLECTOR AIR, RIGHT	
	SCALE	DO NOT SCALE	DRAWN FRANCO	DATE 12-2-62
			CHECKED JFB	DATE 5/2/64
			ELECT. DES. JFB	DATE 5/2/64
			MECH. DES. JFB	DATE 5/2/64
				SHEET PM-884 A
				REV. LTR. A

QTY./UNIT	MODEL USED ON	ASSY. NO.
1	GPT-200K	AV-395

NOTES

THE CONTENTS OF THIS DRAWING ARE THE EXCLUSIVE PROPERTY OF THE TECHNICAL MATERIEL CORP. ITS UNAUTHORIZED USE OR REPRODUCTION IN WHOLE OR IN PART IS STRICTLY FORBIDDEN.

UNLESS OTHERWISE SPECIFIED DIMENSIONS ARE IN INCHES AND INCLUDE CHEMICALLY APPLIED OR PLATED FINISHES

DECIMALS ± .05
 FRACTIONS ± 1/64
 ANGLES ± 30'