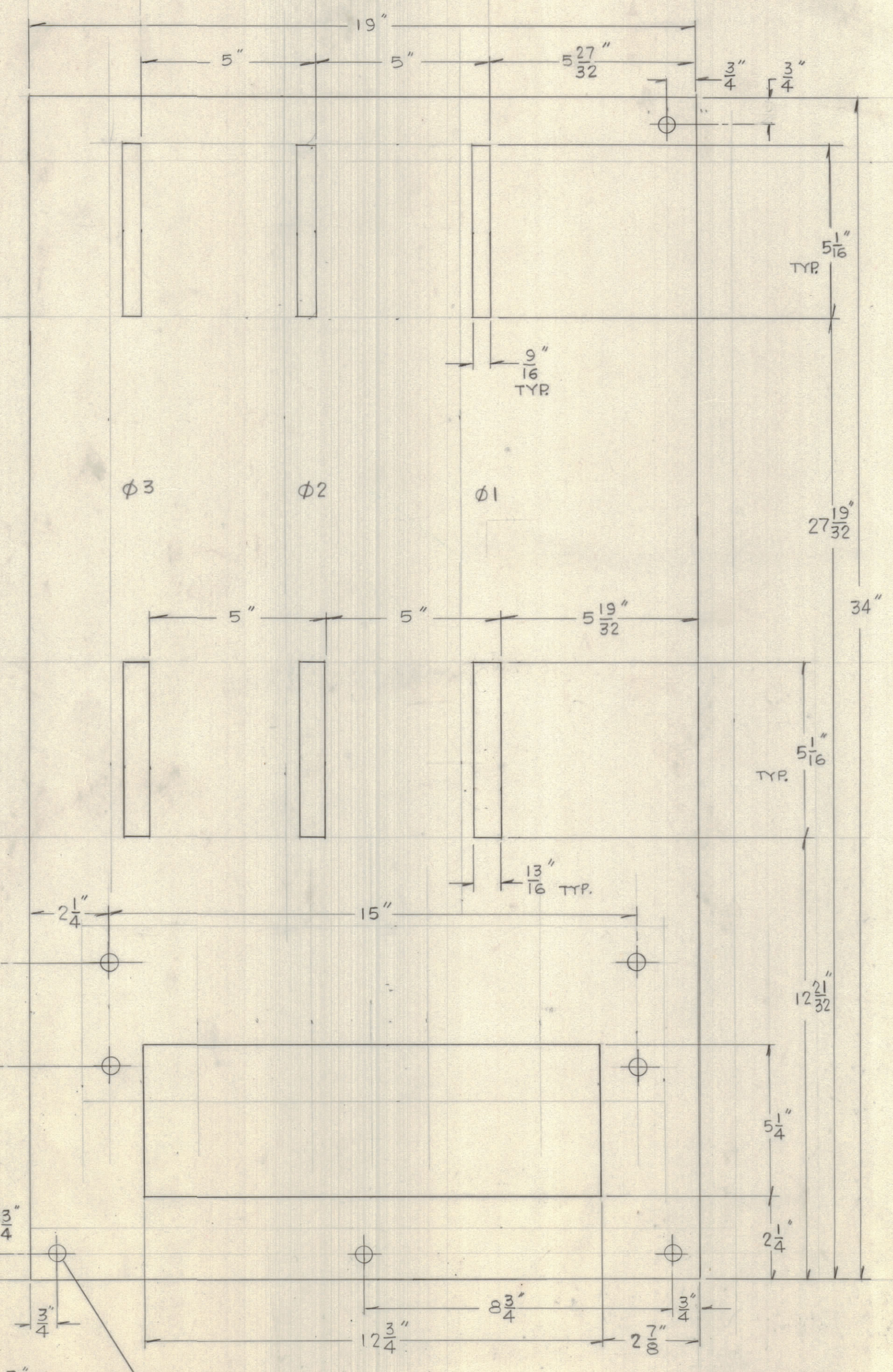
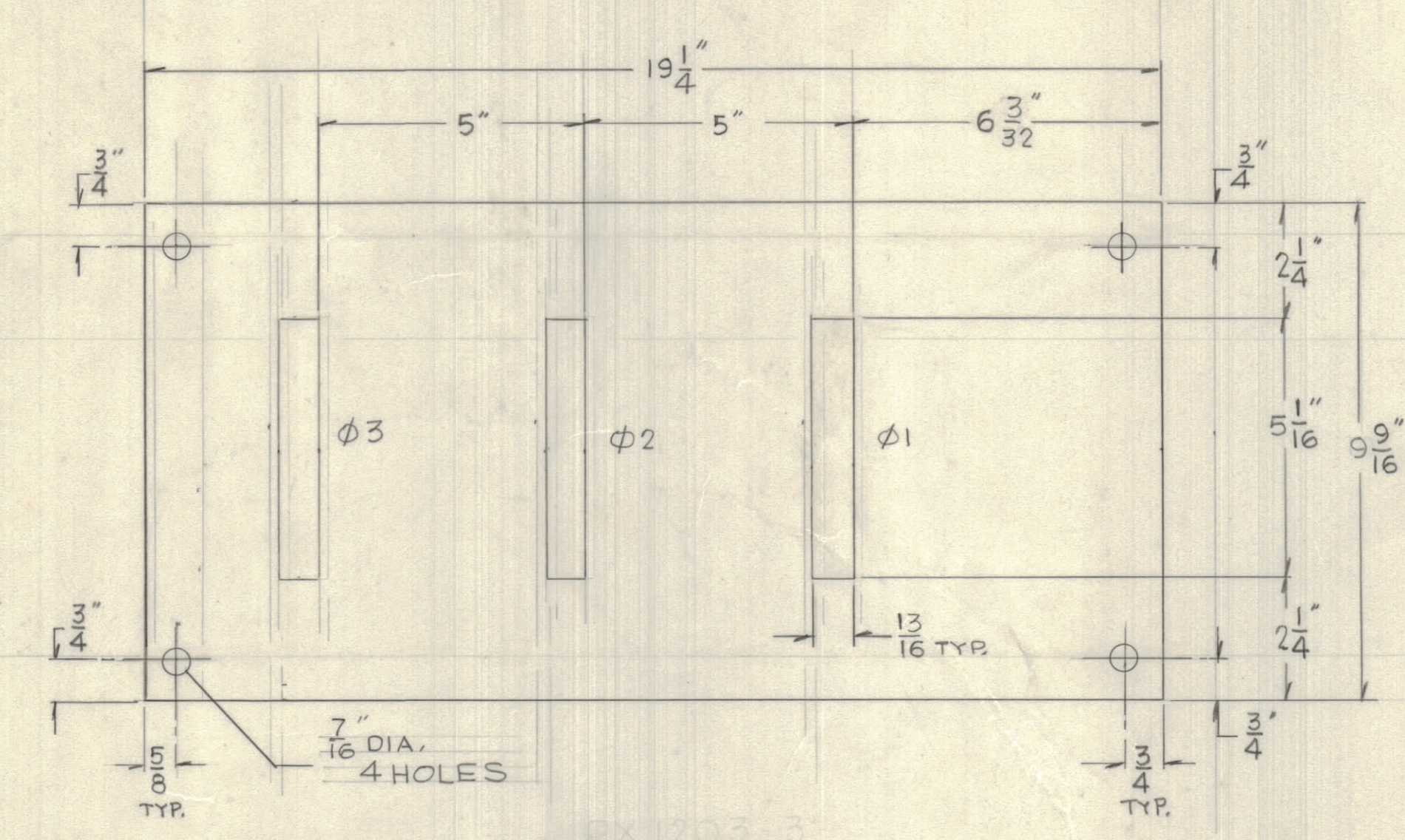


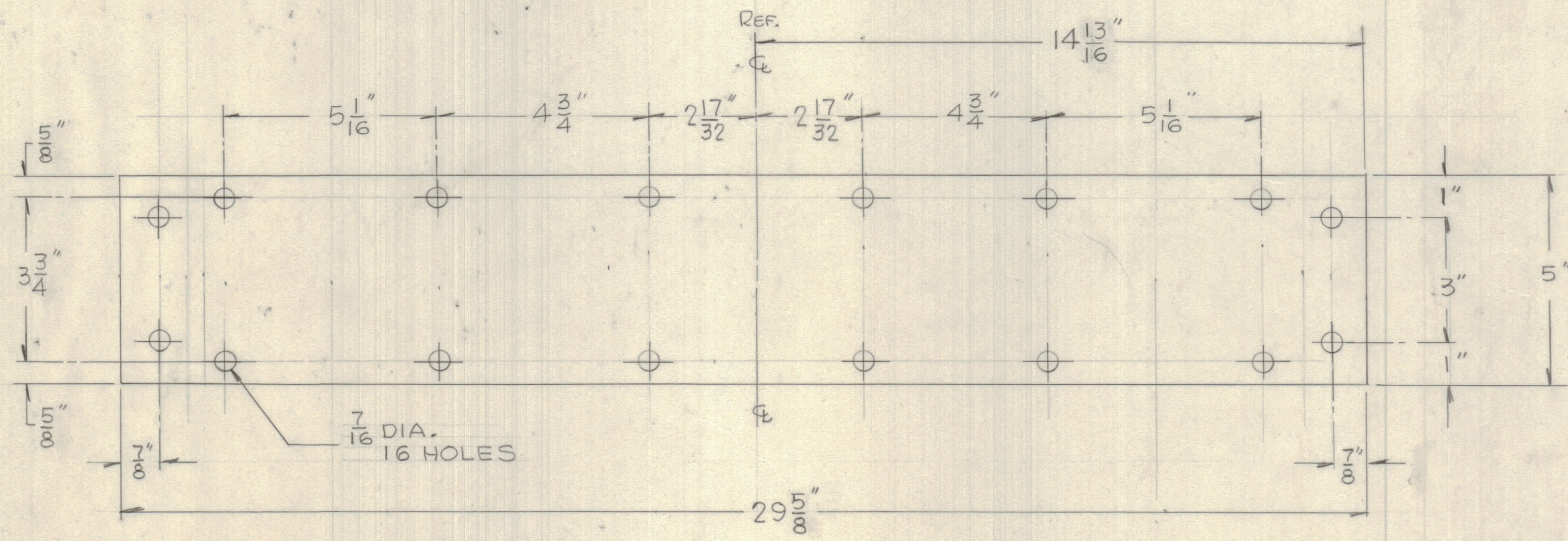
REVISIONS						
ZONE	LTR	DESCRIPTION	DATE	DRAFT	CHK'D	APPD



PX1203-1
1 REQ'D.



PX1203-3
1 REQ'D.



PX1203-2
1 REQ'D.

QTY REQ	QTY REQ	QTY REQ	ITEM	PART NO.	MANUFACTURER	DESCRIPTION	SYM

PARTS LIST

DRAWN: FRAMPTON CHECKED: [Signature] D. ENG.: [Signature] P. ENG.: [Signature] P. MGR.: [Signature] CHIEF, ENG. DEPT.: [Signature]	DATE: 8-24-73 DATE: 8-24-73 DATE: 8-24-73 DATE: [Blank] DATE: [Blank] DATE: 8/24/73	THE TMC SYSTEMS AND POWER CORPORATION SPRINGFIELD, VIRGINIA 500KW AC CONTROL CABINET BUS BAR SUPPORT AND CT MOUNTING BOARD	SIZE: D CODE IDENT NO: 24146 DWG. NO: PX1203 REV: [Blank]
---	--	--	--

INTERPRET DRAWING PER LISTED DOCUMENTS DIMENSIONING: MIL-STD-8 SURFACE ROUGHNESS: MIL-STD-10 ABBREVIATIONS: MIL-STD-12 ELECTRONIC SYMBOLS: MIL-STD-15 WELDING SYMBOLS: JAN-STD-19	UNLESS OTHERWISE SPECIFIED DIMENSIONS ARE IN INCHES AND INCLUDE CHEMICALLY APPLIED OR PLATED FINISHES. REMOVE ALL BURRS AND SHARP EDGES. TOLERANCES ON: FRACTIONS: ±1/32, ANGLES: [Blank], DECIMALS: [Blank]
NEXT ASSY USED ON: PM1527 APPLICATION: [Blank]	MATERIAL: 1/2" BENELEX FINISH: [Blank]

NOTICE TO PERSONS RECEIVING THIS DRAWING
 THE TMC SYSTEMS AND POWER CORPORATION claims proprietary right in the material disclosed hereon. This drawing is issued in confidence for engineering information only and may not be reproduced or used to manufacture anything shown hereon without permission from THE TMC SYSTEMS AND POWER CORPORATION to the user. This drawing is loaned for mutual assistance and is subject to recall at any time.