

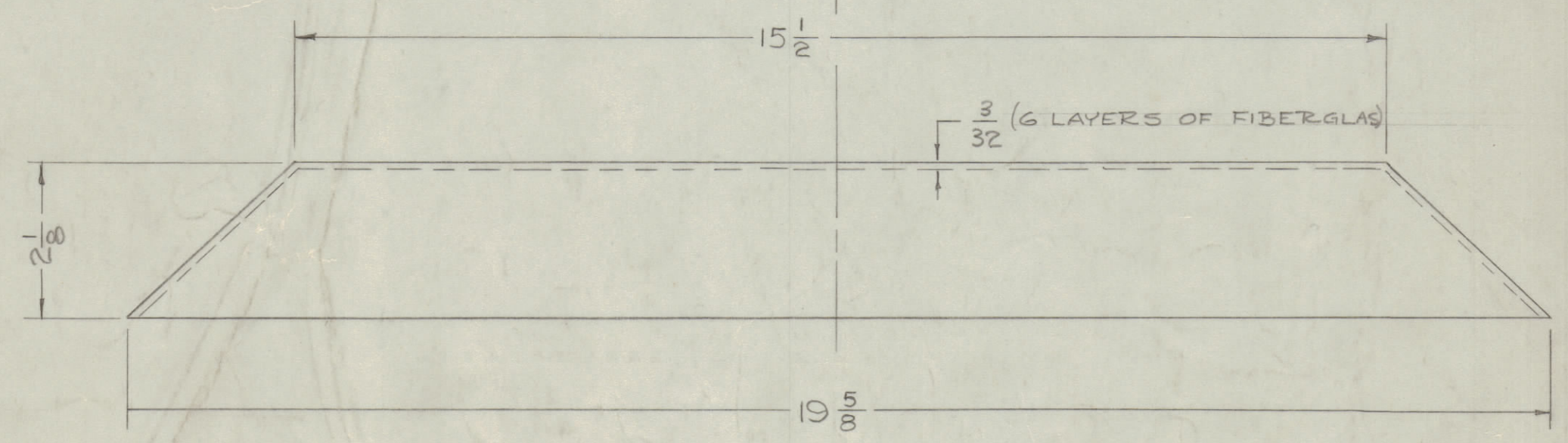
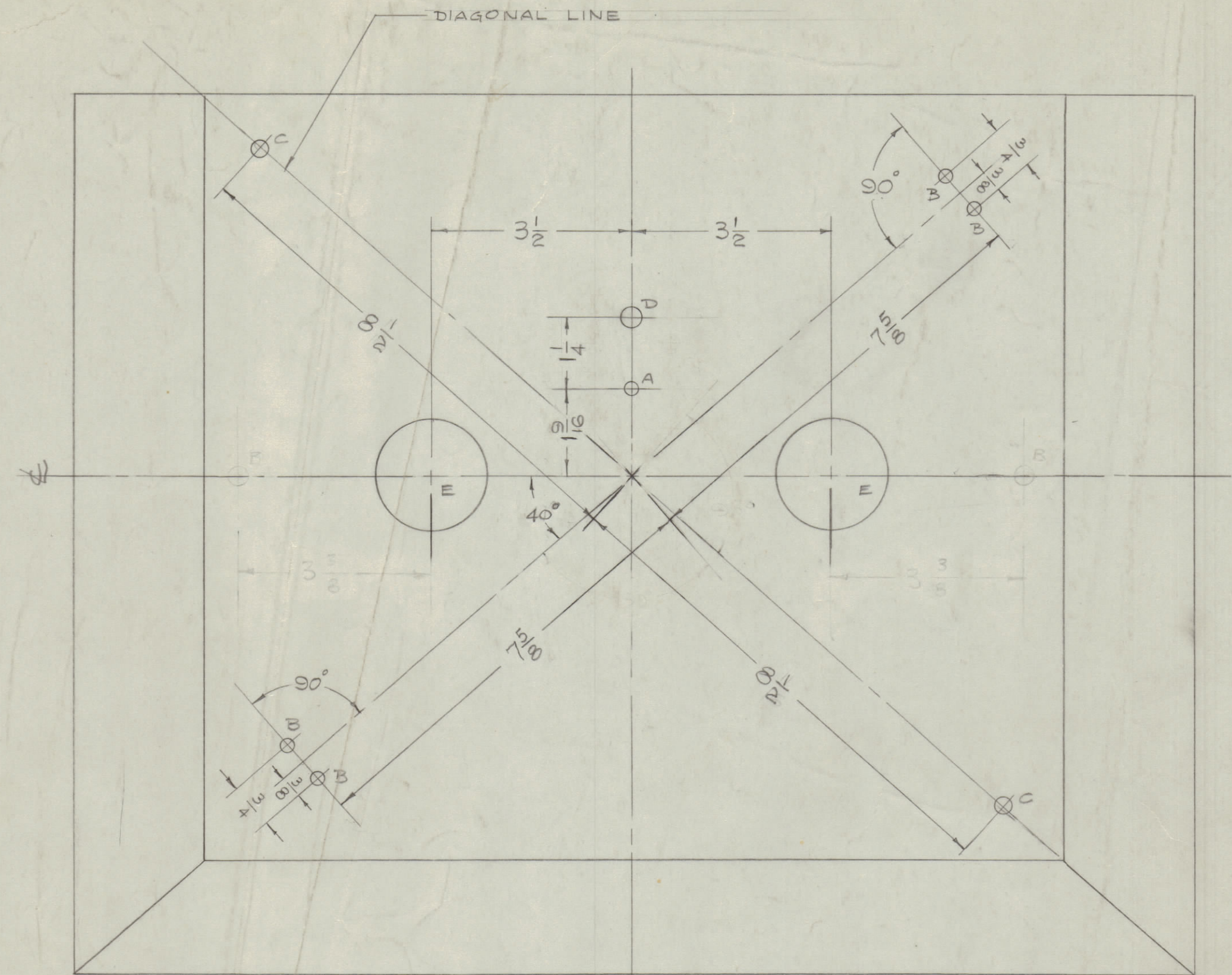
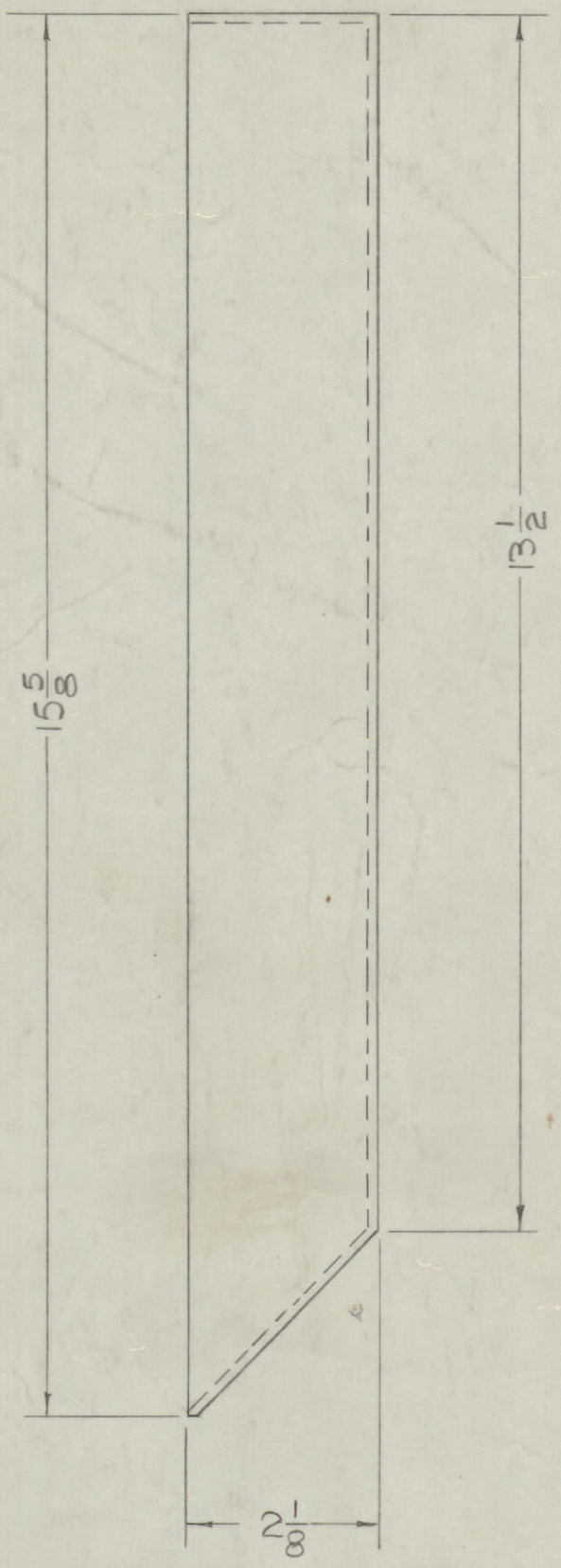
IF IT IS FOUND DESIRABLE TO CHANGE ANY TOLERANCE OR OTHER DETAIL SPECIFIED ON THIS DRAWING NOTIFY THE PURCHASER PROMPTLY.

MAXIMUM ALLOWABLE TOLERANCES HAVE BEEN DETERMINED AND DEVIATIONS WILL BE CAUSE FOR REJECTION. REMOVE ALL BURRS AND SHARP EDGES

NOTICE TO PERSONS RECEIVING THIS DRAWING

THE TECHNICAL MATERIEL CORPORATION claims proprietary right in the material disclosed hereon. This drawing is issued in confidence for engineering information only and may not be reproduced or used to manufacture anything shown hereon without permission from THE TECHNICAL MATERIEL CORPORATION to the user. This drawing is loaned for mutual assistance and is subject to recall at any time.

Property of:
THE TECHNICAL MATERIEL CORPORATION
MAMARONECK, NEW YORK



PX-318 A

A = 1/64 (.15625)D.	1	HOLE	REQ.
B = 3/16 (.1875)D.	4	"	"
C = 1/4 (.250)D.	2	"	"
D = 9/32 (.28125)D.	1	"	"
E = 1/8 (.125)D.	2	"	"

ISSUE	ITEM	CHANGED FROM	DATE	CN. NO.	DRAFTS	CHECKER	ENG. APP.
A	1	8 1/2 WAS 8 1/16					

SCALE: DRILL, PUNCH, COMMERCIAL STOCK SIZES AND MANUFACTURERS TOLERANCES ARE NOT INCLUDED.

TER-500	A-1224	3-2-56
MODEL	PROJECT NO.	ASS'Y. NO.
		DATE

USED ON

REQ.	ITEM	PART NO.	DESCRIPTION	SYMBOL
			THE TECHNICAL MATERIEL CORP. MAMARONECK, NEW YORK	
			STOCK SIZE	
			FIBERGLAS	
			MATERIAL	
			WEIGHT PER PC.	
			COVER, CASE	
			TER-500	
			TYPE & TEMPER	
			HEAT TREAT. SPEC.	
			FINISH & SPEC. NO.	

DRAWN: [Signature]
 ELEC. DES. APP. [Signature]
 MECH. DES. APP. [Signature]
 CHECKED: [Signature]
 FINAL APPROVAL: [Signature]
 PX-318 A