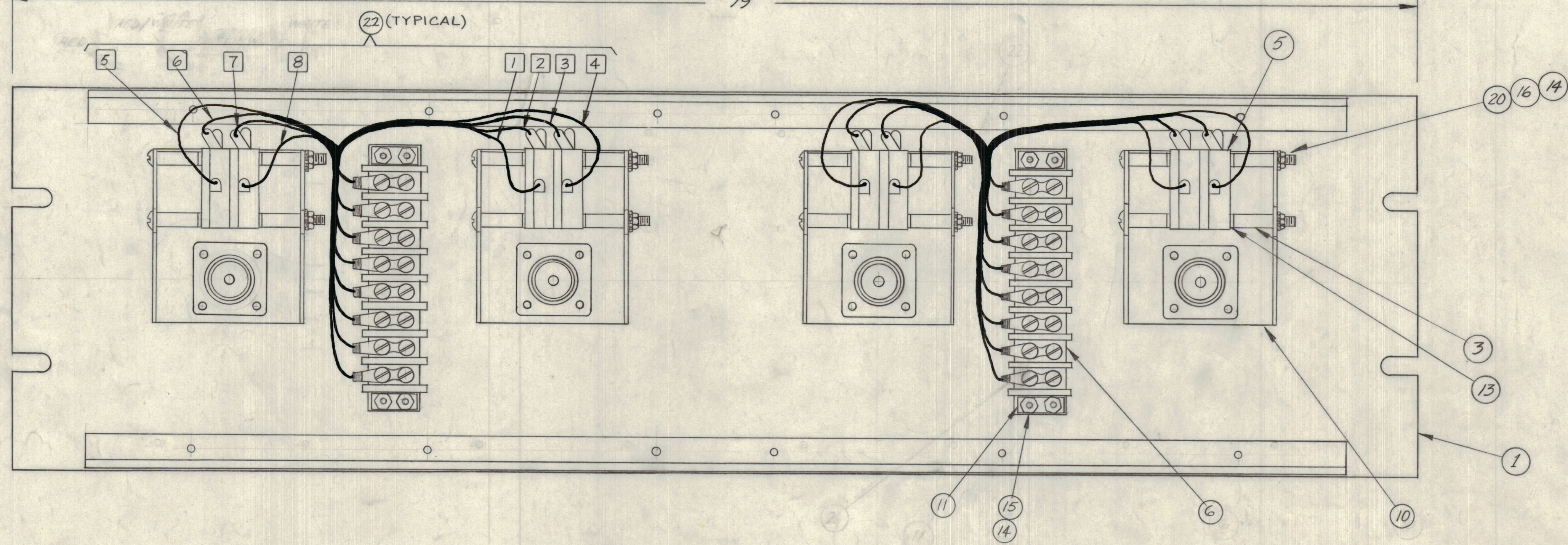
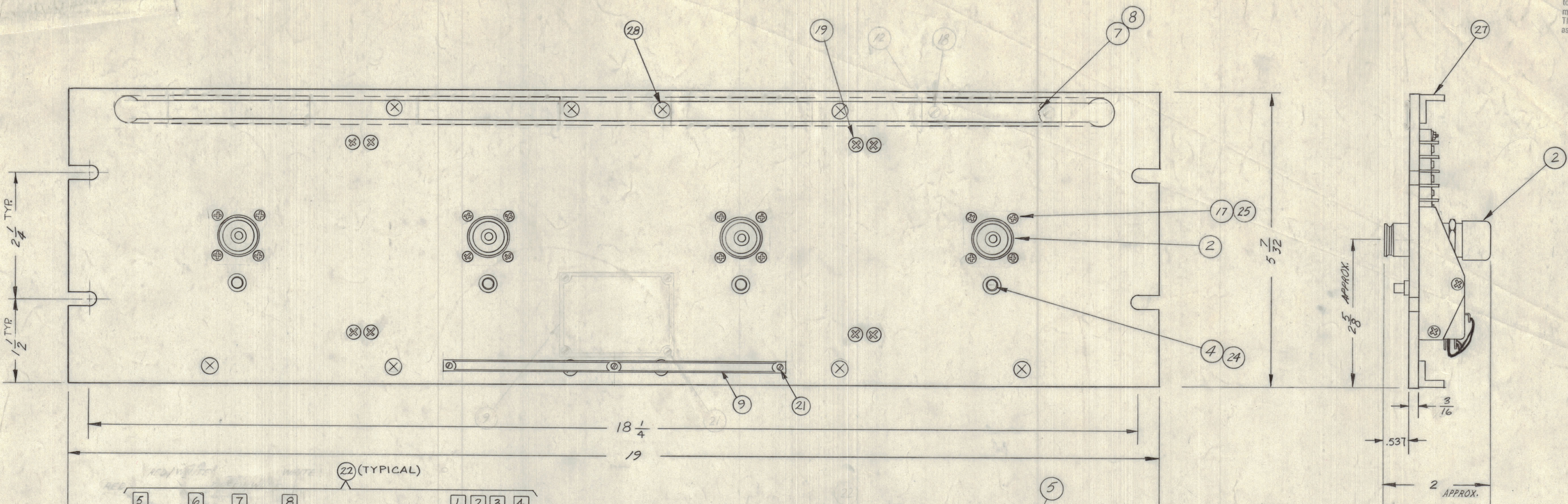


NOTICE TO PERSONS RECEIVING THIS DRAWING  
 THE TECHNICAL MATERIEL CORPORATION claims proprietary right in the material disclosed hereon. This drawing is issued in confidence for engineering information only and may not be reproduced or used to manufacture anything shown hereon without permission from THE TECHNICAL MATERIEL CORPORATION to the user. This drawing is loaned for mutual assistance and is subject to recall at any time.  
 Property of:  
 THE TECHNICAL MATERIEL CORPORATION  
 MAMARONECK, NEW YORK

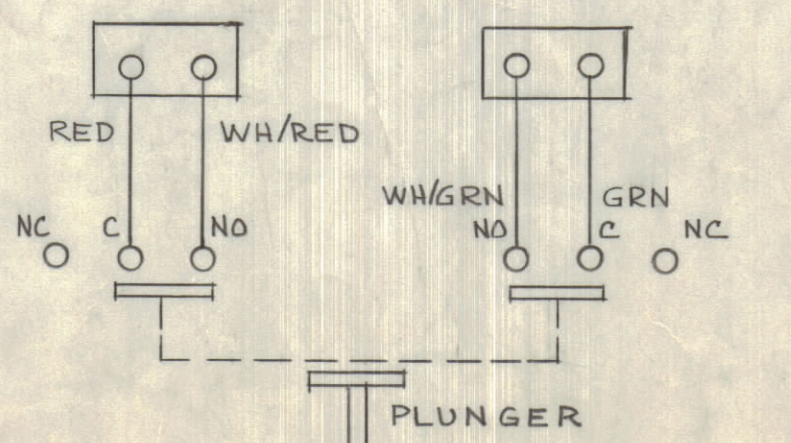


REQ. ITEM	PART NO.	DESCRIPTION	SYMBOL
X 30	S-716	TEST PROCEDURE	
1 29	S-345/QDS	ASSY INSTRUCTIONS, CONN & CABLE (LOOSE ITEM)	
12 28	SCFP0632BN5	SCREW, MACHINE	
2 27	PM-490	BRACE, PANEL	
26	DELETED		
16 25	LW504MRN	LOCKWASHER, SPLIT	
4 24	BB-115	BEARING, OILITE (P/O A-1448)	
2 23	TM-105-8-A-R	FANNING STRIP (LOOSE ITEM)	
2 22	CA-345	CABLE ASSEMBLY	
3 21	SFB02565N3	SCREW, THREAD CUTTING	
8 20	SCBP0440BN36	SCREW, MACHINE	
8 19	SCFP0440BN10	SCREW, MACHINE	
18	DELETED		
16 17	SCBP0440BN8	SCREW, MACHINE	
8 16	NTH0440BN8	NUT, HEXAGON	
8 15	NTH0440BN6	NUT, HEXAGON	
16 14	LWEO4MRN	LOCKWASHER, EXTERNAL	
16 13	WA-109-17	FIBRE WASHER	
12	DELETED		
4 11	MS-154-1	STRADDLE PLATE	
4 10	MS-1124	BRACKET, SWITCH	
1 9	NP-250	NAMEPLATE, IDENTIFICATION	
1 8	PR-101-17	FREQUENCY TAB	
1 7	PX-396-	GUARD, FREQUENCY TAB	
2 6	TM-102-8	TERMINAL STRIP, BARRIER TYPE	
8 5	SW-189	SWITCH, MICRO. PUSH	
4 4	PM-427-4	PLUNGER, SWITCH	
16 3	PM-426	SPACER, SWITCH	
4 2	JJ-149	CONNECTOR, RECEPTACLE	
1 1	A-1448	FRONT PANEL, MACHINING	

ITEM 22 INSTALLATION (COLOR CODE)

- 1 RED
- 2 WHITE/RED
- 3 WHITE/GREEN
- 4 GREEN
- 5 RED
- 6 WHITE/RED
- 7 WHITE/GREEN
- 8 GREEN

TYPICAL SCHEMATIC DIAGRAM



NOTE: ITEMS 23 AND 29 SUPPLIED AS LOOSE ITEM

AC, AB	ADD TP SCHEM DIAG; ADD ITEM 22 INSTALL. COLOR CODE	4-26-64	22055	CDL		
CD, D2	ITEM 26 TR-100-7 DELETED; ADD ITEM 27, 28, 29, 30					
CS	ITEM 21 WAS SCBP0440BN36; ITEM 25 WAS LWS04MRN					
C2	ITEM 19 WAS SCFP0440BN10; ITEM 20 WAS SCFP0440BN36					
B2	ITEM 17 WAS SCBP0440BN8; ITEM 18 WAS SCFP0440BN10	10/16/62	7493	MJT		
B1	ITEM 15 WAS NTH0440BN6; ITEM 16 WAS LWE04MRN					
B2	ITEM 9 WAS NP-250; ITEM 14 WAS WA-109-17					

DIMENSIONS ARE IN INCHES  
 TOLERANCES ON FRACTIONS ± 1/64 DECIMALS ± .005 ANGLES ± 1/2°  
 SCALE: MAXIMUM ALLOWABLE TOLERANCES HAVE BEEN DETERMINED AND ANY DEVIATIONS WILL BE CAUSE FOR REJECTION. REMOVE ALL BURRS & SHARP EDGES

REQ. PER UNIT	MODEL	SECTION	ASSY. NO.	DATE
				1-5-62

THE TECHNICAL MATERIEL CORP. MAMARONECK, NEW YORK			
ALUMINUM PATCH PANEL ASSY (RGB TO QDS)			
WA	RJZZD	DFM	
DRAWN	CHECKED	FINAL APPROVAL	
TYPE & TEMPER		HEAT TREAT. SPEC.	
THE SHOOTER ENAMEL		ENAMEL	
FINISH & SPEC. NO.		ELEC. DES. APP. MECH. DES. APP. SHEET OF	
		QDP-RG8C154 B	

QDP-RG8C154 B