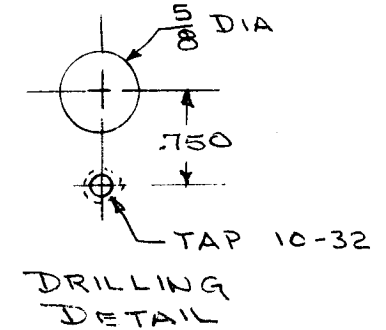
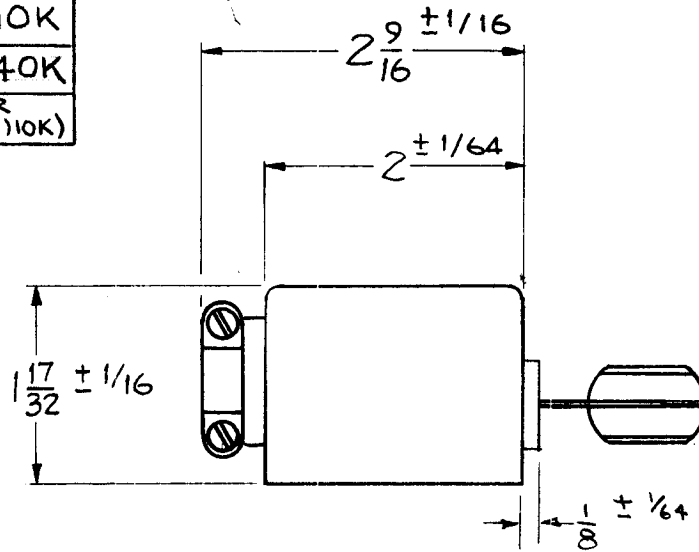


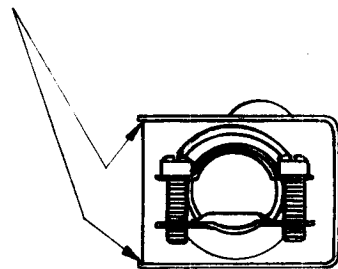
TMC PART NO	VANE NO	USED — ON
SW243-1	PO-168-6	GPT10K
SW243-2	PO-168-3	GPT40K
SW243-3	PO-168-4	(TST ^{HYR} (10K))

REQ. PER. UNIT	USED ON		
	MODEL	ASSY. NO.	DATE
1	GPT 10K	POW./SUP.	5-11-59

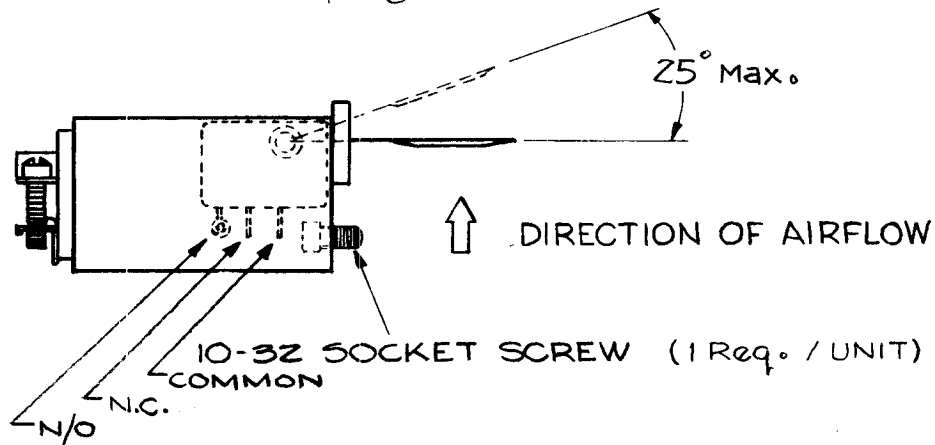
SW-243 D



PART TWO EDGES TO REMOVE COVER.



DIRECTION OF COVER REMOVAL.



ISSUE	ITEM	CHANGED FROM	DATE	CH. NO.	DRAFTS	CHECKER	ENG. APP.	REQ.	ITEM	PART NO.	DESCRIPTION	SYMBOL
D	1	SW243-3 ADDED	10.22.64	12713	WJB	@	<i>[Signature]</i>				THE TECHNICAL MATERIEL CORP. MAMARONECK, NEW YORK SWITCH, AIRFLOW	D
C	2	TMC PART NO. CHART ADD. VANE DIMS. DELETED	5.8.64	11382	WJB	@	<i>[Signature]</i>					
B	1	1/8 DIM. WAS 15/16	3-1-61	4228	M.H.F.	J.C.B.	<i>[Signature]</i>					
A	1	Added NO; N.C. and COMMON TO LEADS	11-20-59	1577	D.M.	<i>[Signature]</i>	<i>[Signature]</i>					
TOLERANCES			SCALE: 5401-19 (2A)					J.C. BIELE		<i>[Signature]</i>		
DEC. DIM. ± FRAC. DIM. ± ANGULAR DIM. ±			MAXIMUM ALLOWABLE TOLERANCES HAVE BEEN DETERMINED AND ANY DEVIATIONS WILL BE CAUSE FOR REJECTION. REMOVE ALL BURRS AND SHARP EDGES					TYPE & TEMPER	HEAT TREAT. SPEC.	DRAWN	CHECKED	FINAL APPROVAL
								FINISH & SPEC. NO.		ELEC. DES. APP	MECH. DES. APP	SW-243