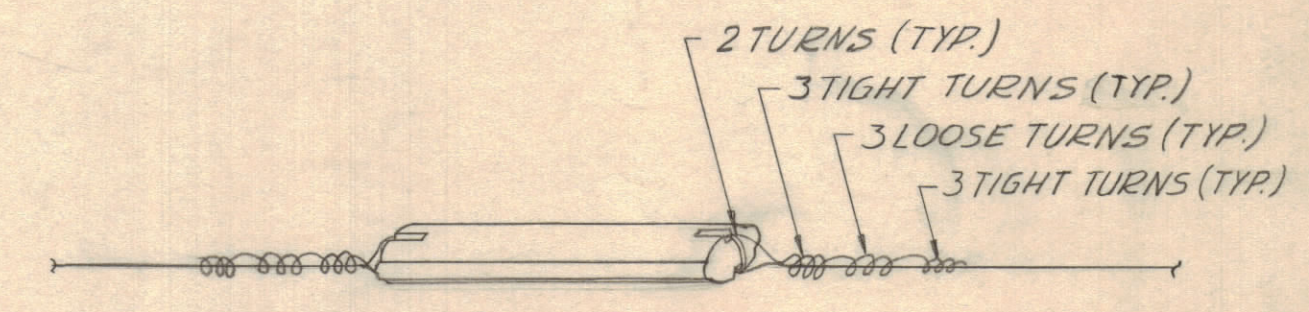
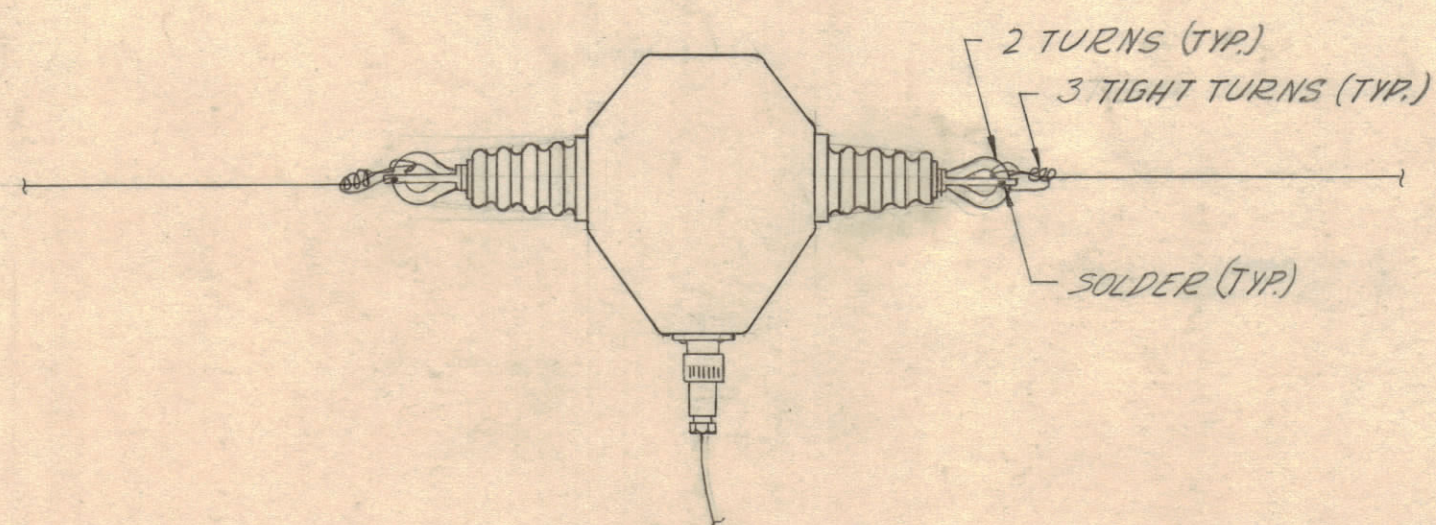
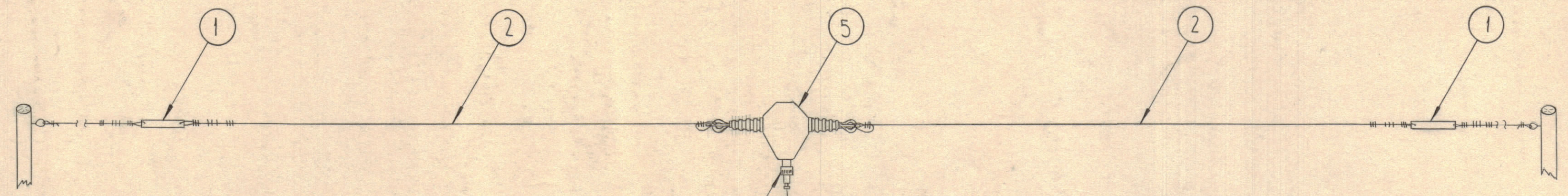


REVISIONS						
ZONE	SYM	DESCRIPTION	DATE	E.M.N. NO.	DRAFT	CHKD APPD
	Ø	ORIGINAL RELEASE	6/19/69			JHSe



— DAC-15 MOUNTING DETAIL —

— STRAIN INSULATOR MOUNTING DETAIL —

SY-1329

REQ'D.	ITEM	PART NUMBER	DESCRIPTION	SYMBOL
1	5	DAC-15	ANTENNA COUPLER	
1	4	RG-59/U	CABLE	
1	3	UG-603 A/U	CONNECTOR	
2	2	#12	COPPER WIRE SINGLE FORMEX (G.E.)	
2	1	#136-107	STRAIN INSULATOR 7" LONG (JOHNSON)	

LIST OF MATERIAL			
MATERIAL		THE TECHNICAL MATERIEL CORP. MAMARONECK, NEW YORK	
FINISH		TITLE COAX, FED DOUBLET I-B-I	
UNLESS OTHERWISE SPECIFIED DIMENSIONS ARE IN INCHES AND INCLUDE CHEMICALLY APPLIED OR PLATED FINISHES		DRAWN <i>Grant/11/66</i> DATE 5-25-62 CHECKED <i>JCB</i> DATE 5-27-62 ELECT. DES. DATE MECH. DES. DATE	FINAL APPROVAL <i>JHSe</i> DATE 6/19/69 SY-1329 SHEET REV. LTR.

DAC-15		
Q'TY./UNIT	MODEL USED ON	ASS'Y. NO.
SCALE	CODE	

NOTES
THE CONTENTS OF THIS DRAWING ARE THE EXCLUSIVE PROPERTY OF THE TECHNICAL MATERIEL CORP. ITS UNAUTHORIZED USE OR REPRODUCTION IN WHOLE OR IN PART IS STRICTLY FORBIDDEN.