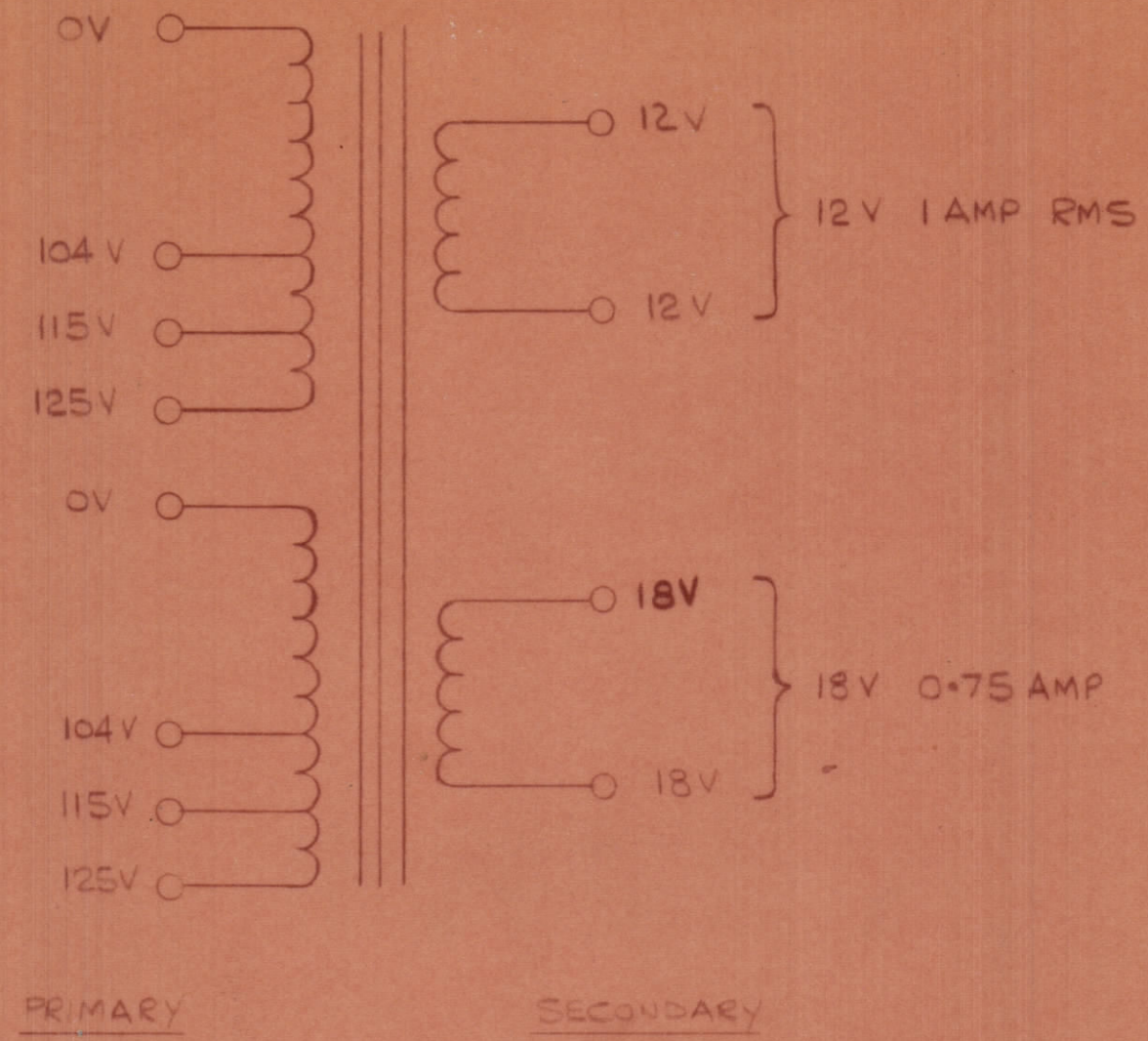
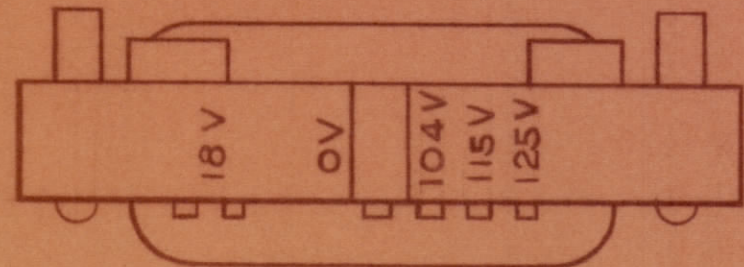
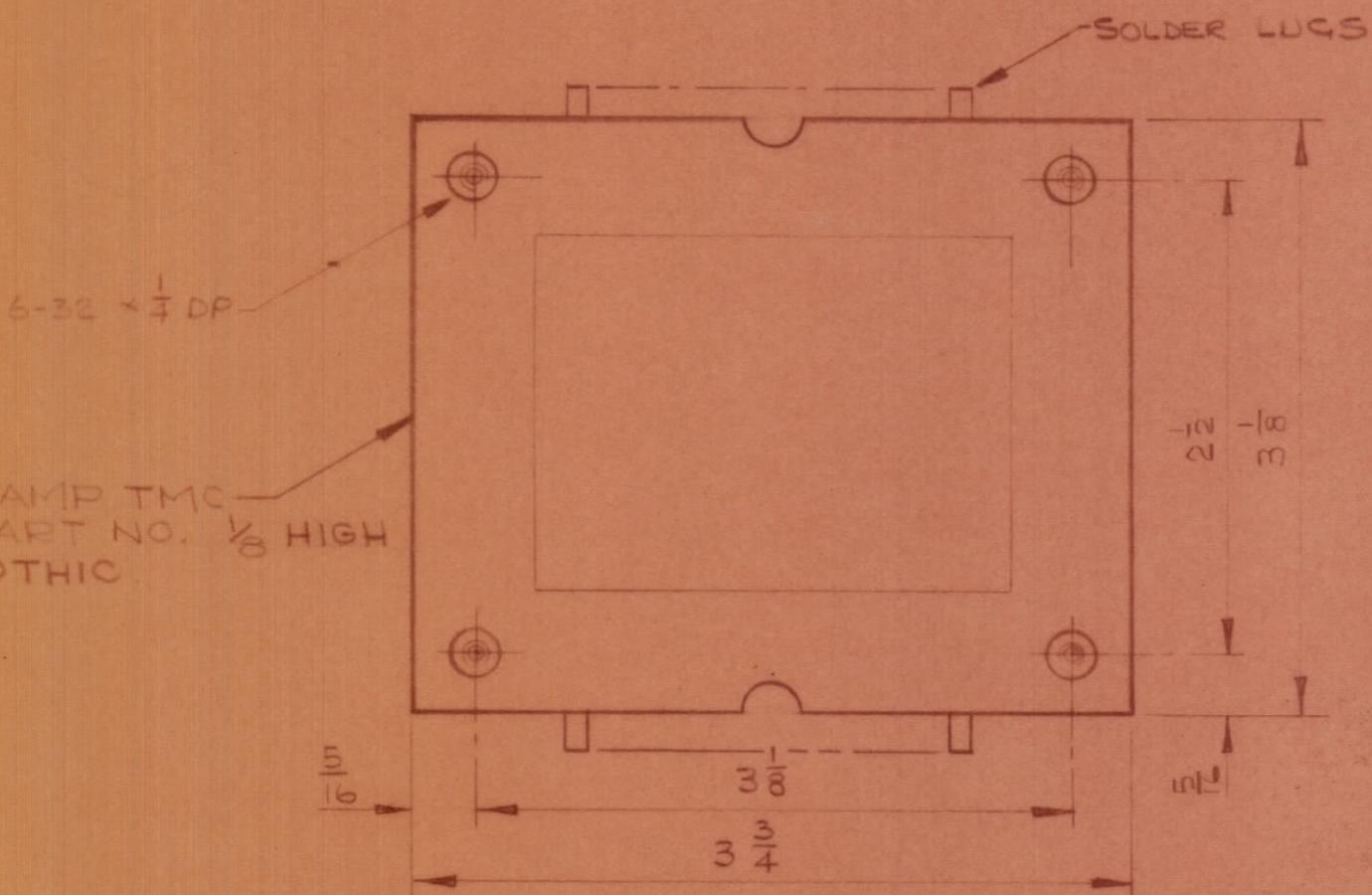
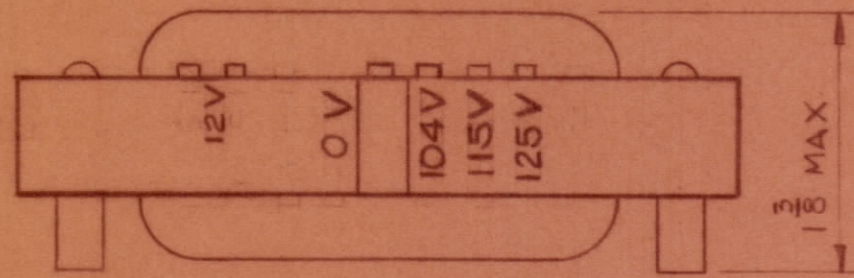


IF IT IS FOUND DESIRABLE TO CHANGE ANY TOLERANCE OR OTHER DETAIL SPECIFIED ON THIS DRAWING NOTIFY THE PURCHASER PROMPTLY.		DIMENSIONS IN INCHES UNLESS OTHERWISE SPECIFIED					
MAXIMUM ALLOWABLE TOLERANCES HAVE BEEN DETERMINED AND DEVIATIONS WILL BE CAUSE FOR REJECTION REMOVE ALL BURRS AND SHARP EDGES							
ISSUE	ITEM	CHANGED FROM	DATE	CH. NO.	DRAFTS	CHECKER	ENG. APP.
0		REL. TO PROD.	DEC 5/67		RPL		
A		REV. AS PER CEMN.	DEC 26/67	320	AP	RPL	

REQ.	ITEM	PART NO.	DESCRIPTION	SYMBOL
------	------	----------	-------------	--------



TF 10036 A

- NOTES**
- PRIMARY: 104-115-125V / 208-230-250 VAC 50-60 HZ
  - SECONDARY: 18V AT 0.75A  
12V AT 1.0 A RMS
  - CASE: OPEN FRAME
  - HEAT RISE FROM AMBIENT:

TOLERANCES		SCALE
DEC. DIM. ± .05	XX ± .01	DRILL, PUNCH, COMMERCIAL STOCK
FWAC DIM. ± .04	XXX ± .005	SIZES AND MANUFACTURERS
ANGULAR DIM. ± 0° 30'		TOLERANCES ARE NOT INCLUDED

STR-5	062/68	AP 10001	25 NOV 1967
MODEL	PROJECT NO.	ASSY. NO.	DATE

STOCK SIZE		TMC (Canada) LIMITED	
MATERIAL		OTTAWA	ONTARIO
WEIGHT PER PC		TRANSFORMER POWER	
TYPE & TEMPER.		3W	
HEAT TREAT SPEC.		BLACK EPOXY DIP	
FINISH & SPEC. NO.		TF 10036	A