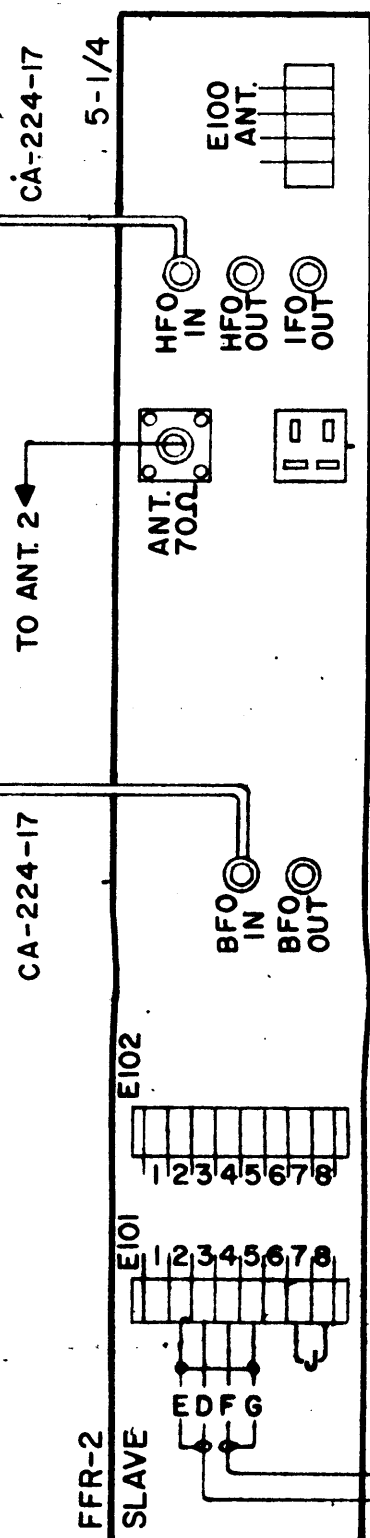

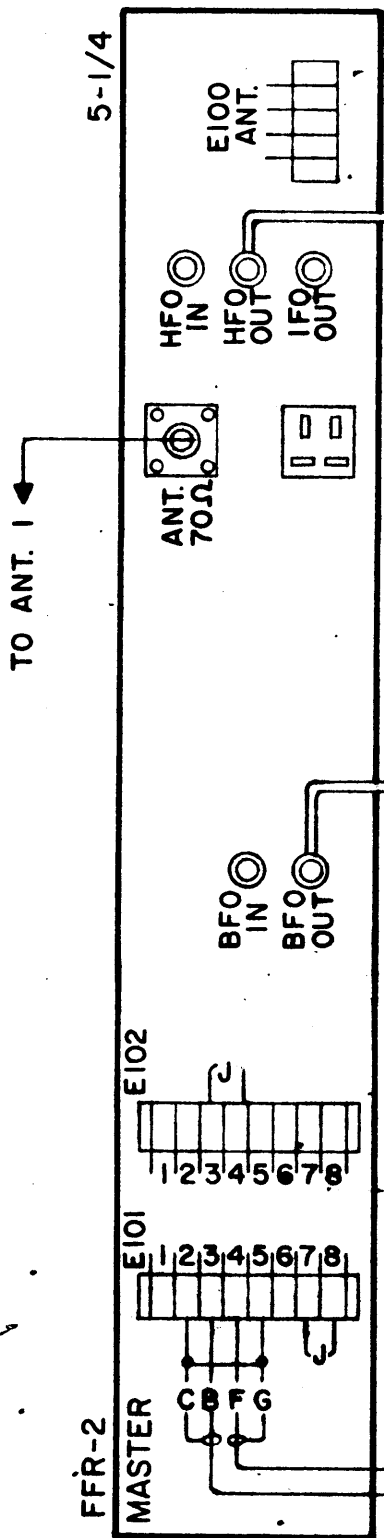



IF IT IS FOUND DESIRABLE TO CHANGE ANY TOLERANCE OR OTHER DETAIL SPECIFIED ON THIS DRAWING NOTIFY THE PURCHASER PROMPTLY.

MAXIMUM ALLOWABLE TOLERANCES HAVE BEEN DETERMINED AND DEVIATIONS WILL BE CAUSE FOR REJECTION. REMOVE ALL BURRS AND SHARP EDGES



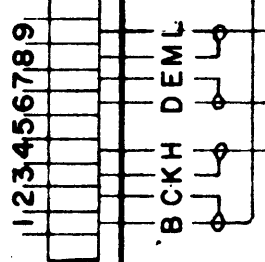
CA-342

5-1/4

BLANK

3-1/2

SFP-2

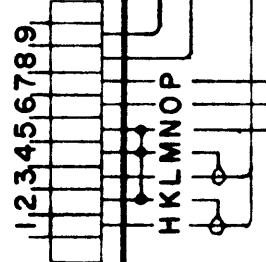


5-1/4

BLANK

3-1/2

CFA-1



5-1/4

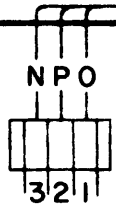
BLANK

3-1/2

PSP-1

PSP-I

3-1/2



TOGGLE SWITCH ON +

BLANK

3-1/2

FFR-DPH

5-1/4

FFR-DPH

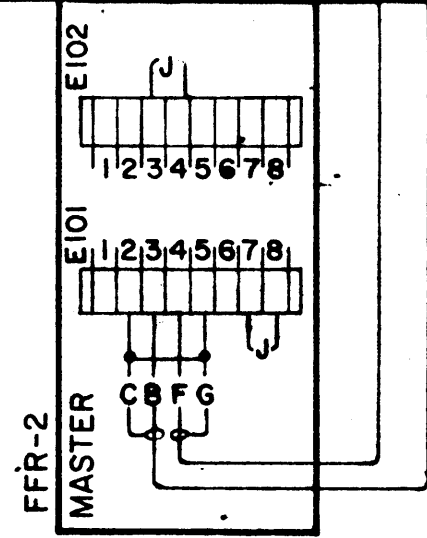
5-1/4

FFR-DPH

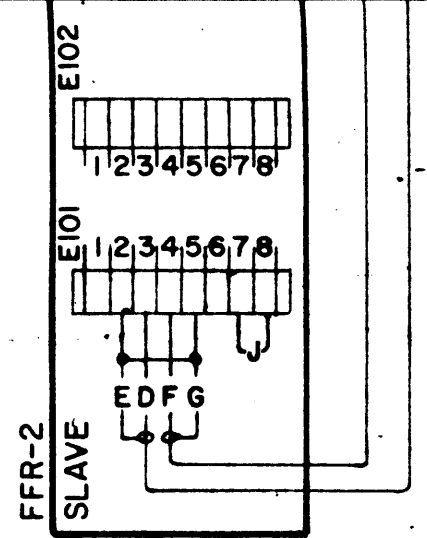
5-1/4

ID-203

BLANK




BLANK




BLANK

ISSUE	ITEM	CHANGED FROM	DATE	CN. NO.	DRAFTS	CHECKER	ENG. APP.
TOLERANCES			SCALE:				
ALL OTHERS	DEC. DIM. \pm FRAC. DIM. \pm ANGULAR DIM. \pm		DRILL, PUNCH, COMMERCIAL STOCK SIZES AND MANUFACTURERS TOLERANCES ARE NOT INCLUDED.				


BLANK




SFP-2




BLANK



CFA-1



BLANK



PSP-1



1	DRP-1(E)
REQ. PER UNIT	MODEL

PSP-I

BLANK

FFR-DPH

FFR-DPH

FFR-DPH

JUN 5 1962

REQ.	ITEM	PART NO.	DESCRIPTION	SYMBOL
			THE TECHNICAL MATERIEL CORP. MAMARONECK, NEW YORK	
STOCK SIZE				
MATERIAL			WEIGHT PER PC.	
TYPE & TEMPER			6-4-57	ARB
HEAT TREAT. SPEC.			DRAWN	ELEC. DES. APP. MECH. DES. APP.
			Checked	A.J.J. FINAL APPROVAL
P-1(E)		6-4-57		
MODEL	PROJECT NO.	ASSY. NO.	DATE	
USED ON			FINISH & SPEC. NO.	ID-203