

TOTAL SHEETS-

USED ON  
MODEL-

MTR-100 (SME-5)

FOR

**MODEL** A10795-5 thru 18

**TITLE** PC Assv. RF TX

LAST SYMBOLS

CONSISTS OF  
SUPPORTING LISTS

MISSING SYMBOLS

REVISIONS

REV.	SHEET(S)	DATE	APPR.
Ø	Orig. Rel.	5-1-70	
A	Cov	11-18-70	
B	All	11-28-70	
C	7 rev. CEMN	5-18-71	
D	21818	8-7-80	

COMPILED dw

CHECKED \_\_\_\_\_

KEY PUNCHED \_\_\_\_\_

ENGINEERING JOB ORDER

# E -

§ FOR SPECIAL NOTES,  
REFER TO S1200.

**MATERIAL LIST/NUMERICAL PARTS LIST**

TOTAL SHEET 1 OF 28

REV

USED ON MODEL: MTR-100 (REV-1)

USED ON SECTION: A10807

ASSY SHEET 1 OF 20

NEXT ASSY:

QTY PER NEXT ASSY:

ASSY LEVEL:

ASSY DESC: P.C. ASSY - RF. TX.

ASSY PART NO: A-10795-5

PART NO.	DESCRIPTION	ITEM LOCATION			QTY. PER ASSY.	REFERENCE SYMBOLS	REMARKS
		USED ON ASSEMBLY	USED TO MOUNT	QTY PER U/T/M			
A10795-1	PC BD ETCH	A10795-2			1		
A10795-2	" " MACH	A10795-3			1		
A10795-3	" " LTRG	A10795-4			1		
A10795-4	" " S/A	A10795-5			1		
CC100-40	CAP. FXD. CER	A10795-5		3	11	C1, 3, 5,	
				3		C6, 7, 8,	
				3		C10, 11, 12,	
				3		C13, 14.	
CK10718	SCHEMATIC	A10795-5			1		
CL240-33	COIL FXD. RF	A10795-5			1	L3	
CL240-120	" " "	"			1	L2	
CL275-330	" " "	"			1	L1	
CML11E201J5S	CAP. FXD. MICA	A10795-5			4	C2,4,9,15	
HD101-1	HEATSINK	A10795-5			1		
RCO7GF104J	RES. FXD. COMP	A10795-5			2	R1, 5	
RCO7GF121J	" " "	"			1	R10	
RCO7GF152J	" " "	"			1	R9	
RCO7GF331J	" " "	"			2	R4, 7	
RCO7GF470J	" " "	"			1	R8	
RCO7GF681J	" " "	"			1	R6	
RCO7GF822J	" " "	"			1	R13	

**MATERIAL LIST/NUMERICAL PARTS LIST**

TOTAL SHEET 2 OF 20

REV

USED ON MODEL: MTR-100 (C10-1)

USED ON SECTION: A10807

ASSY SHEET 2 OF 20

NEXT ASSY:

QTY PER NEXT ASSY:

ASSY LEVEL:

ASSY DESC: PC. ASSY RF TX

ASSY PART NO: A10795-5

LIST SECTION

PART NO.	DESCRIPTION	ITEM LOCATION			QTY. PER ASSY.	REFERENCE SYMBOLS	REMARKS
		USED ON ASSEMBLY	USED TO MOUNT	QTY PER U/T/M			
RC20GF300J	RES. FXD. COMP.	A10795-5			1	R11	
RV10005-4-P	RES. VAR.	"			1	R12	
TT298-1	XFMR VAR	A10795-5			1	T2	
TT298-2	" "	"			1	T1	
TT298-3	" "	"			1	T3	
TT298-4	" "	"			1	T4	
1N914	DIODE	A10795-5			2	CR1,2.	
2N4427	TSTR	A10795-5			1	Q3	
3N142	TSTR	A10795-5			2	Q1, 2.	









**MATERIAL LIST/NUMERICAL PARTS LIST**

TOTAL SHEET 5 OF 20

REV

USED ON MODEL: MTR-100 (C500)

USED ON SECTION: A10807

ASSY SHEET 5 OF 20

NEXT ASSY: QTY PER NEXT ASSY: ASSY LEVEL: ASSY DESC: PC ASSY RF TX ASSY PART NO: A10795-7

PART NO.	DESCRIPTION	ITEM LOCATION			QTY. PER ASSY.	REFERENCE SYMBOLS	REMARKS
		USED ON ASSEMBLY	USED TO MOUNT	QTY PER U/T/M			
A10795-1	PC BD ETCH	A10795-2			1		
A10795-2	" " MACH	A10795-3			1		
A10795-3	" " LTRG	A10795-4			1		
A10795-4	" " S/A	A10795-7			1		
CC100-40	CAP. FXD CER	A10795-7		3	11	C1, 3, 5,	
				3		C6, 7, 8,	
				3		C10, 11, 12	
				2		C13, 14	
CK10718	SCHEMATIC	A10795-7			1		
CL240-33	COIL FXD RF	A10795-7			1	L3	
CL240-120	" " "	"			1	L2	
CL275-330	" " "	"			1	L1	
CML11E201J5S	CAP FXD MICA	A10795-7			4	C2, 4, 9, 15	
HD101-1	HEATSINK	A10795-7			1		
RC07GF104J	RES. FXD COMP	A10795-7			2	R1, 5	
RC07GF121J	" " "	"			1	R10	
RC07GF152J	" " "	"			1	R9	
RC07GF331J	" " "	"			2	R4, 7	
RC07GF470J	" " "	"			1	R8	
RC07GF681J	" " "	"			1	R6	
RC07GF822J	" " "	"			1	R13	

**MATERIAL LIST/NUMERICAL PARTS LIST**

TOTAL SHEET 6 OF 20

REV

USED ON MODEL: MTR-100

USED ON SECTION: A10807

ASSY SHEET 6 OF 20

NEXT ASSY:

QTY PER NEXT ASSY:

ASSY LEVEL:

ASSY DESC:

PC. ASSY RF TX.

ASSY PART NO:

A10795-7

PART NO.

DESCRIPTION

ITEM LOCATION

USED ON ASSEMBLY

USED TO MOUNT

QTY PER U/T/M

QTY. PER ASSY.

REFERENCE SYMBOLS

REMARKS

RC20GF300J

RES FXD COMP

A10795-7

1

R11

RV10005-4-P

RES. VAR.

A10795-7

1

R12

TT298-9

XFMR VAR

A10795-7

1

T2

TT298-10

" "

"

1

T1

TT298-11

" "

"

1

T3

TT298-12

" "

"

1

T4

1N914

DIODE

A10795-7

2

CRI, 2

2N4427

TSTR

A10795-7

1

Q3

3N142

TSTR

A10795-7

2

Q1,2.



**MATERIAL LIST/NUMERICAL PARTS LIST**

TOTAL SHEET 7 OF 20

REV

USED ON MODEL: MTR-100 (22-1)

USED ON SECTION: A10807

ASSY SHEET 7 OF 20

NEXT ASSY: QTY PER NEXT ASSY: ASSY LEVEL: ASSY DESC: PC ASSY RF TX

ASSY PART NO: A10795-8 \*

NUMERICAL PARTS LIST

PART NO.	DESCRIPTION	ITEM LOCATION			QTY. PER ASSY.	REFERENCE SYMBOLS	REMARKS
		USED ON ASSEMBLY	USED TO MOUNT	QTY PER U/T/M			
A10795-1	PC BD ETCH	A10795-2			1		
A10795-2	" " MACH	A10795-3			1		
A10795-3	" " LTRG	A10795-4			1		
A10795-4	" " S/A	A10795-8			1		
CC100-28	" "					C16,	
CC100-35	CAP FXD CER	A10795-8		3	11	C1, 3, 5,	
				3		C6, 7, 8,	
				3		C10, 11, 12	
				2		C13, 14	
CK10718	SCHEMATIC	A10795-8			1		
CL240-33	COIL FXD, RF	A10795-8			1	L3	
CL240-120	" " "	A10795-8			1	L2	
CL275-330	" " "	"			1	L1	
CM111E181J5S	CAP FXD MICA	A10795-8			4	C2,4,9,15	
HD101-1	HEATSINK	A10895-8			1		
RCO7GD104J	RES FXD COMP	A10795-8			2	R1, 5	
RCO7GF121J	" " "	"			1	R10	
RCO7GF152J	" " "	"			1	R9	
RCO7GF331J	" " "	"			2	R4, 7	
RCO7GF470J	" " "	"			1	R8	
RCO7GF681J	" " "	"			1	R6	
RCO7GF822J	" " "	"			1	R13	
RC20GF822J	" " "					R14	



**MATERIAL LIST/NUMERICAL PARTS LIST**

TOTAL SHEET 9 OF 20

REV

USED ON MODEL: MTR-100 (REV. 1)

USED ON SECTION: A10807

ASSY SHEET 9 OF 20

NEXT ASSY:

QTY PER NEXT ASSY:

ASSY LEVEL:

ASSY DESC: PC ASSY RF TX

ASSY PART NO: A10795-9 T

PART NO.	DESCRIPTION	ITEM LOCATION			QTY. PER ASSY.	REFERENCE SYMBOLS	REMARKS
		USED ON ASSEMBLY	USED TO MOUNT	QTY PER U/T/M			
A10795-1	PC BD ETCH	A10795-2			1		
A10795-2	" " MACH	A10795-3			1		
A10795-3	" " LTRG	A10795-4			1		
A10795-4	" " S/A	A10795-9			1		
CC100-40	CAP FXD. CER	A10795-9		3	11	C1, 3, 5	
				3		C6, 7, 8	
				3		C10, 11, 12	
				2		C13, 14	
CK10718	SCHEMATIC	A10795-9			1		
CL240-33	COIL FXD RF	A10795-9			1	L3	
CL240-120	" " "	"			1	L2	
CL275-330	" " "	"			1	L1	
CM111E151J5S	CAP FXD MICA	A10795-9			4	C2, 4, 9, 15	
HD101-1	HEATSINK	A10795-9			1		
RC07GF104J	RES. FXD. COMP	A10795-9			2	R1, 5,	
RC07GF121J	" " "	"			1	R10	
RC07GF152J	" " "	"			1	R9	
RC07GF331J	" " "	"			2	R4, 7	
RC07GF470J	" " "	"			1	R8	
RC07GF681J	" " "	"			1	R6	
RC07GF822J	" " "	"			1	R13	



**MATERIAL LIST/NUMERICAL PARTS LIST**

TOTAL SHEET 10 OF 20

REV

USED ON MODEL: MTR-100 (6341)

USED ON SECTION: A10807

ASSY SHEET 10 OF 20

NEXT ASSY: QTY PER NEXT ASSY: ASSY LEVEL: ASSY DESC: PC ASSY RF TX ASSY PART NO: A10795-9

PART NO.	DESCRIPTION	ITEM LOCATION			QTY. PER ASSY.	REFERENCE SYMBOLS	REMARKS
		USED ON ASSEMBLY	USED TO MOUNT	QTY PER U/T/M			
RC20GF300J	RES. FXD. COMP	A10795-9			1	R11	
RV10005-4-P	RES VAR	A10795-9			1	R12	
TT298-17	XFMR VAR	A10795-9			1	T2	
TT298-18	" "	"			1	T1	
TT298-19	" "	"			1	T3	
TT298-20	" "	"			1	T4	
1N914	DIODE	A10795-9			2	CR1, 2	
2N4427	TSTR	A10795-9			1	Q3	
3N142	TSTR	A10795-9			2	Q1, 2	













**MATERIAL LIST/NUMERICAL PARTS LIST**

TOTAL SHEET 15 OF 20

REV

USED ON MODEL: MTR-100(CAN-1)

USED ON SECTION: A10807

ASSY SHEET 15 OF 20

NEXT ASSY:

QTY PER NEXT ASSY:

ASSY LEVEL:

ASSY DESC: PC ASSY RF TX

ASSY PART NO: A10795-12 ✓

PART NO.	DESCRIPTION	ITEM LOCATION			QTY. PER ASSY.	REFERENCE SYMBOLS	REMARKS
		USED ON ASSEMBLY	USED TO MOUNT	QTY PER U/T/M			
A10795-1	PC BD ETCH	A10795-2			1		
A10795-2	PC BD MACH	A10795-3			1		
A10795-3	PC BD LTRG	A10795-4			1		
A10795-4	PC BD S/A	A10795-12			1		
CC100-40	CAP FXD CER	A10795-12		3	11	C1, 3, 5,	
				3		C6, 7, 8,	
				3		C10, 11, 12	
				2		C13, 14	
CK10718	SCHEMATIC	A10795-12			1		
CL240-33	COIL FXD RF	A10795-12			1	L3	
CL240-120	" " "	"			1	L2	
CL275-330	" " "	"			1	L1	
CML11E151J5S	CAP FXD MICA	A10795-12			4	C2, 4, 9, 15	
HD101-1	HEATSINK	A10795-12			1		
RCO7GF104J	RES FXD COMP	A10795-12			2	R1, 5	
RCO7GF121J	" " "	"			1	R10	
RCO7GF152J	" " "	"			1	R9	
RCO7GF331J	" " "	"			2	R4, 7	
RCO7GF470J	" " "	"			1	R8	
RCO7GF681J	" " "	"			1	R6	
RCO7GF822J	" " "	"			1	R 13	



**MATERIAL LIST/NUMERICAL PARTS LIST**

TOTAL SHEET 16 OF 20

REV

USED ON MODEL: MTR-100 (CANADA)

USED ON SECTION: A10807

ASSY SHEET 16 OF 20

NEXT ASSY:

QTY PER NEXT ASSY:

ASSY LEVEL:

ASSY DESC: PC ASSY RF TX

ASSY PART NO: A10895-12

LIST SECTION

PART NO.	DESCRIPTION	ITEM LOCATION			QTY. PER ASSY.	REFERENCE SYMBOLS	REMARKS
		USED ON ASSEMBLY	USED TO MOUNT	QTY PER U/T/M			
RC20GF300J	RES FXD COMP	A10795-12			1	R11	
RV10005-4-P	RES VAR	A10795-12			1	R12	
TT298-29	XFMR VAR	A10795-12			1	T2	
TT298-30	" "	A10795-12			1	T1	
TT298-31	" "	"			1	T3	
TT298-32	" "	"			1	T4	
1N914	DIODE	A10795-12			2	C1, 2	
2N4427	TSTR	A10795-12			1	Q3	
3N142	TSTR	A10795-12			2	Q1, 2	

**MATERIAL LIST/NUMERICAL PARTS LIST**

TOTAL SHEET 17 OF 20

REV

USED ON MODEL: MTR-100 (CAR-1)

USED ON SECTION: A10807

ASSY SHEET 17 OF 20

NEXT ASSY:

QTY PER NEXT ASSY:

ASSY LEVEL:

ASSY DESC:

ASSY PART NO: A10795-13 ✓

PART NO.	DESCRIPTION	ITEM LOCATION			QTY. PER ASSY.	REFERENCE SYMBOLS	REMARKS
		USED ON ASSEMBLY	USED TO MOUNT	QTY PER U/T/M			
A10795-1	PC BD ETCH	A10795-2			1		
A10795-2	" " MACH	A10795-3			1		
A10795-3	" " LTRG	A10795-4			1		
A10795-4	" " S/A	A10795-13			1		
CC100-40	CAP FXD CER	A10795-13			3	11	C1, 3, 5,
					3		C6, 7, 8,
					3		C10, 11, 12
					2		C13, 14
CK10718	SCHEMATIC	A10795-13			1		
CL240-33	COIL FXD RF	A10795-13			1	L3	
CL240-120	" " "	"			1	L2	
CL275-330	" " "	"			1	L1	
CM111E910J5S	CAP FXD MICA	A10795-13			4	C2, 4, 9, 15	
HD101-1	HEATSINK	A10795-13			1		
RC07GF104J	RES FXD COMP	A10795-13			2	R1, 5	
RC07GF121J	" " "	"			1	R10	
RC07GF152J	" " "	"			1	R9	
RC07GF331J	" " "	"			2	R4, 7	
RC07GF470J	" " "	"			1	R8	
RC07GF681J	" " "	"			1	R6	
RC07GF822J	" " "	"			1	R13	





**MATERIAL LIST/NUMERICAL PARTS LIST**

TOTAL SHEET 19 OF 20

ASSY SHEET 19 OF 20

REV

USED ON MODEL: MTR-100 (000-1)

USED ON SECTION: A10807

NEXT ASSY: QTY PER NEXT ASSY: ASSY LEVEL: ASSY DESC: PC ASSY RF TX ASSY PART NO: A10795-14 ✓

PART NO.	DESCRIPTION	ITEM LOCATION			QTY. PER ASSY.	REFERENCE SYMBOLS	REMARKS
		USED ON ASSEMBLY	USED TO MOUNT	QTY PER U/T/M			
A10795-1	PC BD ETCH	A10795-2			1		
A10795-2	" " MACH	A10795-3			1		
A10795-3	" " LTRG	A10795-4			1		
A10795-4	" " S/A	A10795-14			1		
CC100-40	CAP FXD CER	A10795-14			3	11	C1, 3, 5
					3		C6, 7, 8,
					3		C10, 11, 12
					2		C13, 14
CK10718	SCHEMATIC	A10795-14			1		
CL240-33	COIL FXD RF	A10795-14			1	L3	
CL240-120	" " "	"			1	L2	
CL275-330	" " "	"			1	L1	
CM111E820J5S	CAP FXD MICA	A10795-14			4	C2, 4, 9, 15	
HD101-1	HEATSINK	A10795-14			1		
RC07GF104J	RES FXD COMP	A10795-14			2	R1, 5	
RC07GF121J	" " "	A10795-14			1	R10	
RC07GF152J	" " "	"			1	R9	
RC07GF331J	" " "	"			2	R4, 7	
RC07GF470J	" " "	"			1	R8	
RC07GF681J	" " "	"			1	R6	
RC07GF822J	" " "	"			1	R13	



**MATERIAL LIST/NUMERICAL PARTS LIST**

TOTAL SHEET 21 OF

REV

USED ON MODEL: MTR-100

USED ON SECTION: A10807

ASSY SHEET 21 OF

NEXT ASSY:

QTY PER NEXT ASSY:

ASSY LEVEL:

ASSY DESC:

PC ASSY RF TX

ASSY PART NO: A10795-15 ✓

NUMERICAL PARTS LIST

PART NO.	DESCRIPTION	ITEM LOCATION			QTY. PER ASSY.	REFERENCE SYMBOLS	REMARKS
		USED ON ASSEMBLY	USED TO MOUNT	QTY PER U/T/M			
A10795-1	PC BD ETCH	A10795-2			1		
A10795-2	PC BD MACH	A10795-3			1		
A10795-3	PC BD LTRG	A10795-4			1		
A10795-4	PC BD S/A	A10795-15			1		
CC100-40	CAP FXD CER	A10795-15		3	11	C1,3,5,	
				3		C6,7,8,	
				3		C10,11,12	
				2		C13,14	
CK10718	SCHEMATIC	A10795-15			1		
CL240-33	COIL FXD RF	A10795-15			1	L3	
CL240-120	" " "	"			1	L2	
CL275-330	" " "	"			1	L1	
CM111E680J5S	CAP FXD MICA	A10795-15			4	C2,4,9,15	
HD101-1	HEATSINK	"			1		
RC07GF104J	RES FXD COMP	A10795-15			2	R1,5	
RC07GF121J	" " "	"			1	R10	
RC07GF152J	" " "	"			1	R9	
RC07GF331J	" " "	"			2	R4,7	
RC07GF470J	" " "	"			1	R8	
RC07GF681J	" " "	"			1	R6	
RC07GF822J	" " "	"			1	R13	















**MATERIAL LIST/NUMERICAL PARTS LIST**

TOTAL SHEET 27 OF

REV

USED ON MODEL: MTR-100

USED ON SECTION: A10807

ASSY SHEET 27 OF

NEXT ASSY: QTY PER NEXT ASSY: ASSY LEVEL: ASSY DESC: PC ASSY RF TX ASSY PART NO: A10795-18 ✓

LIST SECTION

PART NO.	DESCRIPTION	ITEM LOCATION			QTY. PER ASSY.	REFERENCE SYMBOLS	REMARKS
		USED ON ASSEMBLY	USED TO MOUNT	QTY PER U/T/M			
A10795-1	PC BD ETCH	A10795-2			1		
A10795-2	PC BD MACH	A10795-3			1		
A10795-3	PC BD LTRG	A10795-4			1		
A10795-4	PC BD S/A	A10795-18			1		
CC100-40	CAP FXD CER	A10795-18		3	11	C1,3,5	
				3		C6,7,8,	
				3		C10,11,12	
				2		C13,14	
CK10718	SCHEMATIC	A10795-18			1		
GL240-33	COIL FXD RF	A10795-18			1	L3	
GL240-120	" " "	"			1	L2	
GL275-330	" " "	"			1	L1	
CM111E470J5S	CAP FXD MICA	A10795-18			4	C2,4,9,15	
HD101-1	HEATSINK	A10795-18			1		
RC07GF104J	RES FXD COMP	A10795-18			2	R1,5	
RC07GF121J	" " "	"			1	R10	
RC07GF152J	" " "	"			1	R9	
RC07GF331J	" " "	"			2	R4,7	
RC07GF470J	" " "	"			1	R8	
RC07GF681J	" " "	"			1	R6	
RC07GF822J	" " "	"			1	R13	



**MATERIAL LIST/NUMERICAL PARTS LIST**

TOTAL SHEET 28 OF

ASSY SHEET 28 OF

LIST SECTION








PART NO.	DESCRIPTION	ITEM LOCATION			QTY. PER ASSY.	REFERENCE SYMBOLS	REMARKS
		USED ON ASSEMBLY	USED TO MOUNT	QTY PER U/T/M			
		NEXT ASSY:		QTY PER NEXT ASSY:			
		MTR-100		PC ASSY RF TX		A10795-18	
RC20GF300J	RES FXD COMP	A10795-18			1	R11	
RV10005-4-P	RES VAR.	A10795-18			1	R12	
TT298-53	XFMR, var	A10795-18			1	T2	
TT298-54	" "	"			1	T1	
TT298-55	" "	"			1	T3	
TT298-56	" "	"			1	T4	
1N914	DIODE	A10795-18			2	CR1,2	
2N4427	TSTR	A10795-18			1	Q3	
3N142	TSTR	A10795-18			2	Q1,2	

Revision Sheet

TMC (Canada) Limited  
Ottawa Ontario

Model A-110795-5

Project No. 087/70

Date	Rev.	Page	Item	Description	Mod. Chk. No.	App.
1 MAY 70	Ø	ALL	ALL	RELEASED TO PRODUCTION		
18 Nov. 70	A	COV.		REVISED BY CEMN 856		
28/11/70	B	ALL		REVISED BY CEMN 869		
18/5/71	c	7		REVISED BY CEMN 975		
8-7-80	d	21818	pg. 7	added CC100-28 & RC20GF822J chan. CC100-40 to CC100-35		