

TOTAL SHEETS- 4

USED ON
MODEL-

MFTA-10KJ
AX5240

FOR

MODEL A5768
TITLE CONTROL CKT
PC ASSY

LAST SYMBOLS

C20
CR18
F1
L8
R36
T2
XK2
Z1

MISSING SYMBOLS

REVISIONS

REV.	SHEET(S)	DATE	APPR.
Ø	orig rel.	9-19-79	FB

CONSISTS OF
SUPPORTING LISTS

COMPILED tas

CHECKED

KEY PUNCHED




ENGINEERING JOB ORDER
E -

§ FOR SPECIAL NOTES,
REFER TO S1200.

MATERIAL LIST

USED ON A5768

SHEET 1 OF 4

PART NUMBER	DESCRIPTION	USED ON	QTY.	QTY. PER UNIT	REFERENCE SYMBOLS	SPECIAL NOTES REFER TO S1200
CC131-39	CAP, FXD, CER	A5768 	1 1 1 1 1 1 1 1 1 1 1 1		C3 C4 C6 C7 C8 C10 C11 C13 C14 C15 C16 C17 C18 C20	
CE105-100-16	CAP, FXD, ELEC	A5768 A5768 A5768 A5768	1 1 1 1	15* 3*	C21 C2 C5 C9	
CE105-25-16	CAP, FXD, ELEC	A5768	1	1*	C12	
CE116-8VN	CAP, FXD, ELEC	A5768 A5768	1 1	2*	C1 C19	
CK2213	SCHEMATIC	A5768	*			
CL274-103	COIL, RF	A5768	1	1*	L1	
CL275-102	COIL, RF	A5768   A5768	1 1 1 1 1 1 1	7*	L2 L3 L4 L5 L6 L7 L8	

MATERIAL LIST

USED ON A5768

SHEET 2 OF 3 4

PART NUMBER	DESCRIPTION	USED ON	QTY.	QTY. PER UNIT	REFERENCE SYMBOLS	SPECIAL NOTES REFER TO S1200
DD130-200-1.5	RECT, SCOND DEV	A5768	1		CR1	
		A57681	1	2*	CR2	
FU102.500	FUSE	A5768	1	1*	F1	
MS6946	BRACKET, PC BD	A5768	1			
PC811	PC BD	A5768	1			
RC07GF151J	RES, FXD, COMP	A5768	1		R24	
RC07GF101J	RES, FXD, COMP	A5768	1	2*	R29	
		A5768	1		R18	
		A5768	1		R26	
		A5768	1	3*	R31	
RC07GF102J	RES, FXD, COMP	A5768	1		R6	
		↑	1		R8	
		↓	1		R21	
		↓	1		R25	
		↓	1		R30	
		A5768	1	6*	R33	
RC07GF103J	RES, FXD, COMP	A5768	1		R5	
		↑	1		R7	
		↓	1		R9	
		↓	1		R16	
		A5768	1	5*	R35	
RC07GF221J	RES, FXD, COMP	A5768	1	1*	R11	
RC07GF222J	RES, FXD, COMP	A5768	1	1*	R20	
RC07GF223J	RES, FXD, COMP	A5768	1		R12	
		A5768	1	2*	R14	

MATERIAL LIST

USED ON A5768



SHEET 3 OF 4

PART NUMBER	DESCRIPTION	USED ON	QTY.	QTY. PER UNIT	REFERENCE SYMBOLS	SPECIAL NOTES REFER TO S1200
RC07GF224J	RES, FXD, COMP	A5768	1	1*	R4	
RC07GF471J	RES, FXD, COMP	A5768	1		R13	
		↑	1		R22	
			1		R23	
			1		R27	
			1		R28	
			1		R32	
		↓	1	7*	R36	
RC07GF474J	RES, FXD, COMP	A5768	1		R17	
		A5768	1	2*	R19	
RC07GF392J	RES, FXD, COMP	A5768	1	1*	R34	
RC20GF391J	RES, FXD, COMP	A5768	1		R2	
		A5768	1	2*	R10	
RC32GF680J	RES, FXD, COMP	A5768	1		R1	
		A5768	1	2*	R3	
RL156-8	RELAY	A5768	1		K1	
		A5768	1	2*	K2	
RV124-3-502	RES, VAR	A5768	1	1*	R15	
TF444	XFMR	A5768	1		T1	
		A5768	1	2*	T2	
TS171-4	SKT, RELAY	A5768	1		XK1	
		A5768	1	2*	XK2	
UA741	INT CKT	A5768	1	1*	Z1	

MATERIAL LIST

USED ON A5768

SHEET 4 OF 4

PART NUMBER	DESCRIPTION	USED ON	QTY.	QTY. PER UNIT	REFERENCE SYMBOLS	SPECIAL NOTES REFER TO S1200
1N645	SCOND DEV, DIO	A5768  A5768	1 1 1 1 1 1 1 1 1 1 1 1 1 1	13*	CR6 CR7 CR8 CR10 CR11 CR13 CR14 CR15 CR16 CR17 CR18 CR19 CR20	
1N3022	SCOND DEV, DIO	A5768 A5768	1 1	2*	CR3 CR5	
1N4738	SCOND DEV, DIO	A5768 A5768	1 1	2*	CR4 CR9	
1N100	SCOND DEV, DIO	A5768	1	1*	CR12	
2N1595	TRANSISTOR	A5768 A5768 A5768	1 1 1	3*	Q2 Q8 Q10	
2N1671	TRANSISTOR	A5768 A5768	1 1	2*	Q11 Q4	
2N1711	TRANSISTOR	A5768  A5768	1 1 1 1 1 1 1	7*	Q1 Q3 Q5 Q6 Q7 Q9 Q12	

MATERIAL LIST

SHEET 2 OF 2

LIST NUMBER _____

MODEL NUMBER A5768

DATE COMPILED _____

030 - General
031 - Electrical
032 - Mechanical

Part Number	Description	Used On	Qty	Symbol Number	S1200
CK2213	Schematic	A5768	*		
PC811	PC BD	A5768	1		
MS6946	BRACKET, PC BD	A5768	1		