



Remote Control System, Model RCR

(AN/FRA-501A)

(AN/FRA-19(V))



REMOTE CONTROL SYSTEM, MODEL RCR-5A

The TMC Model RCR, Remote Control System is a VFC system arranged to provide control of the HFO, BFO On/Off, RF Gain Remote/Local and Audio Gain of up to five communications receivers from a remote site. The system may be operated over any radio or voice circuit providing a 300-3000 CPS channel. The system is frequency sensitive and therefore virtually unaffected by amplitude variations and noise interference.

The RCR system permits the placement of receivers in a favorable receiving location with individual operator control located at a convenient operational site. As a result, users of this equipment have more than doubled the usual receiving range of a particular location.

This system is used in conjunction with the TMC Model FFR, Communication Receiver to provide:

1. Remote Controlled Air/Ground, Ship/Shore, CW, AM, SSB Communications.
2. Remote Controlled point to point CW, AM, SSB and FS operation.
3. Remote Controlled diversity operation.
4. Remote Controlled reception of facsimile and photo.

In addition to the above the RCR system may be used to control any device requiring vernier and on/off control in a telemetering automation or guidance system.

TECHNICAL SPECIFICATIONS:

MODEL	RECEIVER CHANNELS	CONTROL VERNIERS	FUNCTION ON/OFF
RCR-1	1	3	2
2	2	6	4
3	3	9	6
4	4	12	8
5	5	15	10

TYPE OF VFC: Highly stable tones varied ± 42.5 CPS from center for vernier function. Interrupted tones for ON/OFF function.

TONE FREQUENCY: 425-2805 CPS spaced 170 CPS apart.

VOICE CIRCUIT REQUIREMENTS: 375-2900 CPS ± 3 db with max, attenuation of 20 db.

REMOTE FUNCTIONS WHEN USED WITH MODEL FFR RECEIVER:

HFO TUNING: Will vary HFO not less than ± 2 KC per MC, 50 KC to 8 MC and ± 1.5 KC per MC 8 to 32 MC.

BFO TUNING: Will vary receiver BFO not less than ± 2 KC from center.

RF GAIN: Will vary RFG from zero to full sensitivity.

BFO ON/OFF: Will switch receiver BFO ON/OFF.

AVC ON/OFF: Will switch receiver AVC ON/OFF.

RETURN SIGNAL MONITORING: Audio amplifier with built-in loudspeaker and head-phone monitoring.

RETURN SIGNAL FILTER: Adjustable audio filter.

POWER REQUIREMENT: 115/230 volt, 50/60 cycle, single phase; 400 watts control site, 800 watts remote site.

COMPONENTS AND CONSTRUCTION: Equipment is manufactured in accordance with JAN/MIL specifications wherever practicable.

LOGISTIC DATA:

EQUIPMENT, RECEIVER CONTROL GROUP, * AN/FRA-501A ** AN/FRA-19(V)

NOMENCLATURE	DESCRIPTION	TMC MODEL NUMBER	W/SPARES	WO/SPARES
AN/FRA-501A	Receiver Control Group	RCR-5(A)		F5820-543-1767
C-5027A/FRA-501	Control, Remote	RSC-3(A)		F5820-679-1150
C-5028A/FRA-501	Control, Remote	RSC-3(B)		F5820-679-1151
C-5029A/FRA-501	Control, Remote	RSC-3(C)		F5820-679-1152
C-5030A/FRA-501	Control, Remote	RSC-3(D)		F5820-542-7243
C-5031A/FRA-501	Control, Remote	RSC-3(E)		F5820-542-7244
F-5006/FRA-501	Filter Assembly	RSF-2(A)	F5820-501-1223	F5915-606-8557
F-5007/FRA-501	Filter Assembly	RSF-2(B)	F5820-501-1225	F5915-606-8558
F-5008/FRA-501	Filter Assembly	RSF-2(C)	F5820-501-1224	F5915-606-8559
F-5009/FRA-501	Filter Assembly	RSF-2(D)	F5820-501-1222	F5915-606-8560
F-5010/FRA-501	Filter Assembly	RSF-2(E)	F5820-501-1226	F5915-606-8561
AM-5027A/FRA-501	Amplifier, R.F.	RSM-3		F5820-624-4596
AM-5028/FRA-501	Amplifier, R.F.	RSA-2	F5820-669-6992	F5820-642-9817
CV-5013A/FRA-501	Detector, A.F.	RSD-3(A)		F5820-679-1153
CV-5014A/FRA-501	Detector, A.F.	RSD-3(B)		F5820-679-0763
CV-5015A/FRA-501	Detector, A.F.	RSD-3(C)		F5820-679-1154
CV-5016A/FRA-501	Detector, A.F.	RSD-3(D)		F5820-677-0400
CV-5017A/FRA-501	Detector, A.F.	RSD-3(E)		F5820-677-0401
PP-5030A/FRA-501	Power Supply	RSP-3		F5820-624-4597

*NOTE: Receiver Control Group AN/FRA-501A is a specific system consisting of 1 each of the above listed units but 11 each of PP-5030A/FR ().

**NOTE: Receiver Control Group AN/FRA-19 (V) is a variable system and may consist of from 1 to 4 receiver channels.


Applicable Handbooks and Technical Manuals: NAVSHIPS 92600
RCAF EO 35 BG-5 FRA501-2

THE TECHNICAL MATERIEL CORPORATION

700 FENIMORE ROAD

MAMARONECK, NEW YORK

CABLE
TEPEI
MAMARONECK, N.Y.



COMMUNICATION ENGINEERS

IN CANADA:
TMC (CANADA) LTD.
OTTAWA, ONTARIO